

State Board for Technical and Comprehensive Education

# SC TECHNICAL COLLEGE SYSTEM

Budget Request 2024-25

Presentation to the Higher Education Subcommittee of the House Ways and Means Committee

*Rep. Nathan Ballentine, Chairman*

*Rep. Gilda Cobb-Hunter*

*Rep. Bill Taylor*

# SC TECHNICAL COLLEGE SYSTEM: HIGHLIGHTS



144K

## SOUTH CAROLINA'S LARGEST HIGHER EDUCATION SECTOR

Each year the System educates and trains over 144,000 South Carolinians through our credit programs (107,016) and continuing education programs (37,331).



<30 MIN

## GEOGRAPHICALLY ACCESSIBLE ACROSS THE STATE

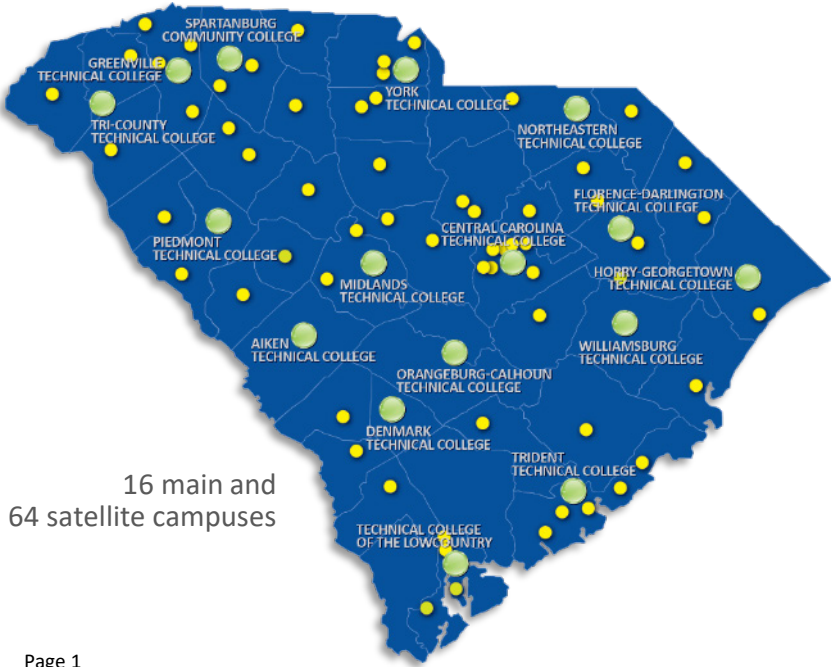
Our colleges are strategically located across the state with nearly every South Carolinian within a 30-minute drive of one of our 16 main campuses or 64 satellite campuses.



1100+

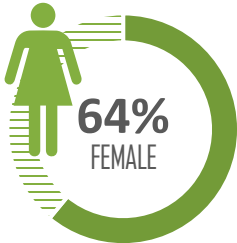
## FLEXIBILITY THROUGH BREADTH AND DEPTH OF PROGRAMS

Our colleges offer a variety of programs in South Carolina's high-demand, high-paying fields, including 78 degrees, 28 diplomas and nearly 1,000 certificate programs.

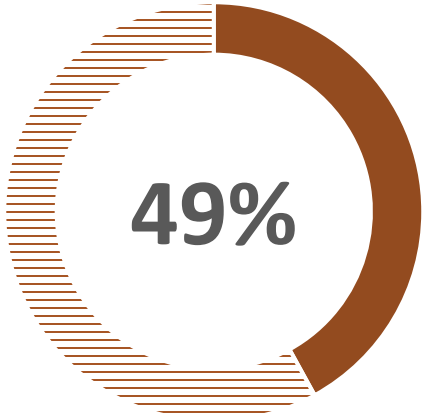


## REFLECT THE COMMUNITIES WE SERVE

Our colleges provide one of the most accurate pictures of a community in terms of its population, its demographic makeup and its business and industry focus.

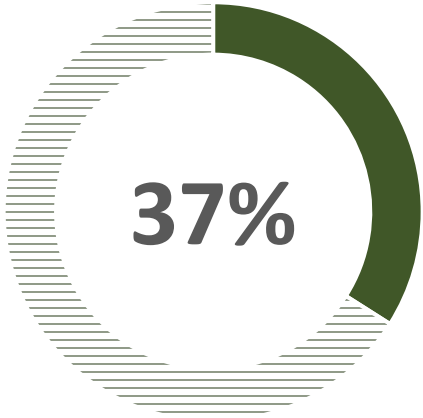


# SC TECHNICAL COLLEGE SYSTEM: HIGHLIGHTS



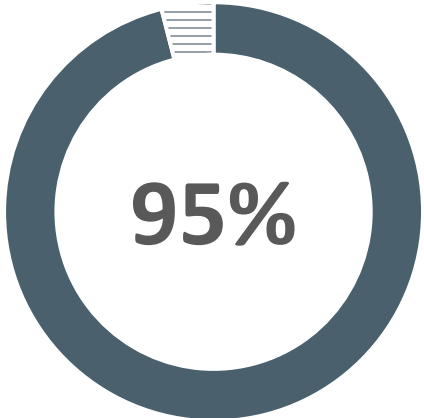
## ACCESSIBLE

49% of all South Carolinians enrolled as undergraduates in South Carolina's public higher education attends one of our 16 colleges.



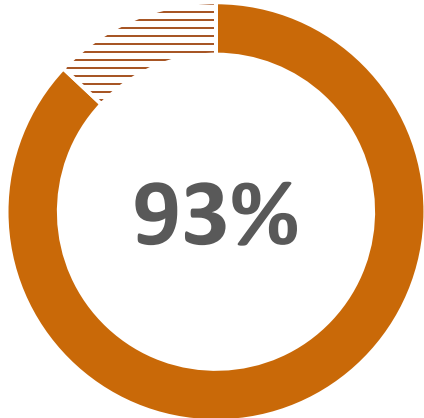
## AFFORDABLE

Average annual tuition at one of our colleges is 37% of the average annual tuition at a four-year institution. Our colleges remain South Carolina's most affordable path to a quality higher education.



## TARGETED

95% of our students are South Carolina residents. Nearly all our students are citizens of the state and choose to live and work in South Carolina after completing their education.



## RELEVANT

93% of our graduates are placed in a job related to their field of study or are continuing their education.

# SC TECHNICAL COLLEGE SYSTEM: HIGHLIGHTS



readySC™ provides customized recruiting and training to qualifying companies locating or expanding in South Carolina.

In order to qualify, companies must be producing new, permanent, full-time, direct-hire positions with competitive wages and benefits.

## BY THE NUMBERS

- 4,810 trained last fiscal year
- 110 companies served
- Nearly 318,000 trained since 1961
- 49% African-American; 37% Caucasian; 14% Other
- 40% Female; 60% Male
- 35 Average Age
- 12 Average Education

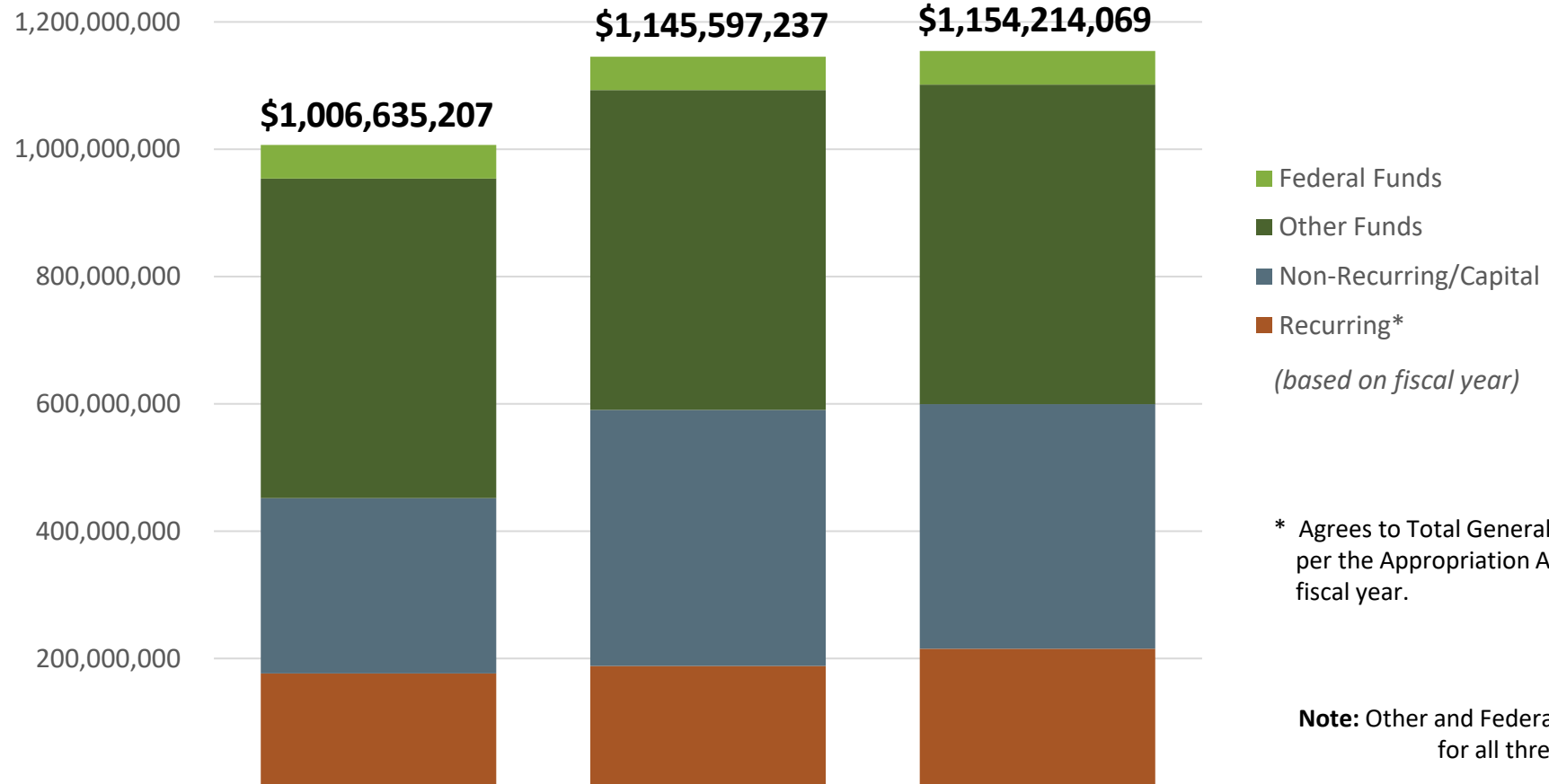


Apprenticeship Carolina™ works to increase the awareness and use of registered apprenticeship as an essential workforce development tool.

## BY THE NUMBERS

- 868 companies participating across the state with an active registered program
- 5,885 active apprentices statewide
- 1 in 3 companies registers more than one occupation
- Over 2,300 active occupations registered
- Nearly 280 youth apprenticeship programs

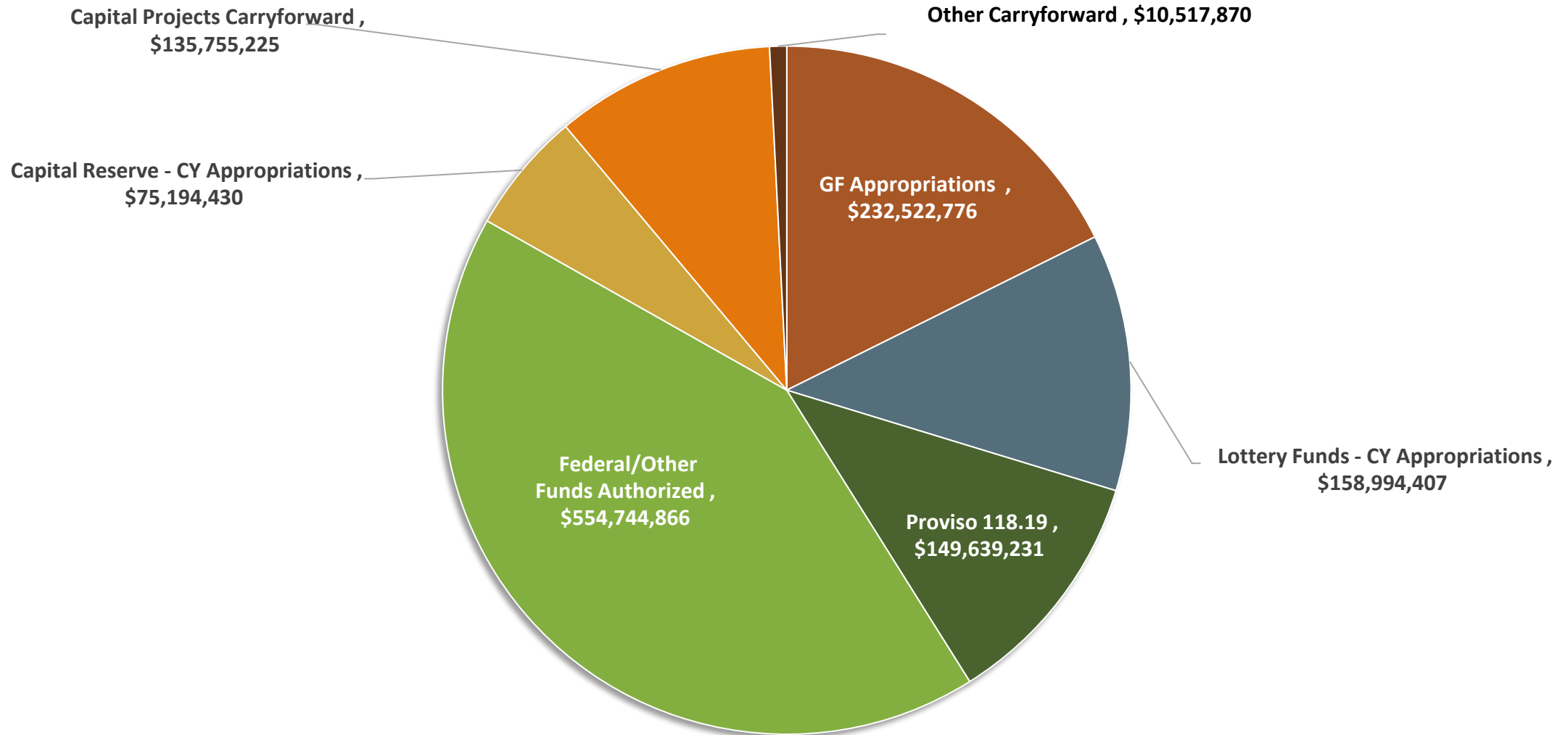
# APPROPRIATIONS HISTORY: THREE YEARS



	FY 21-22	FY 22-23	FY23-24
Federal Funds	52,614,581	52,614,581	52,614,581
Other Funds	502,130,285	502,130,285	502,130,285
Non-Recurring/Capital	275,337,901	402,597,732	383,828,068
Recurring*	176,552,440	188,254,639	215,641,135

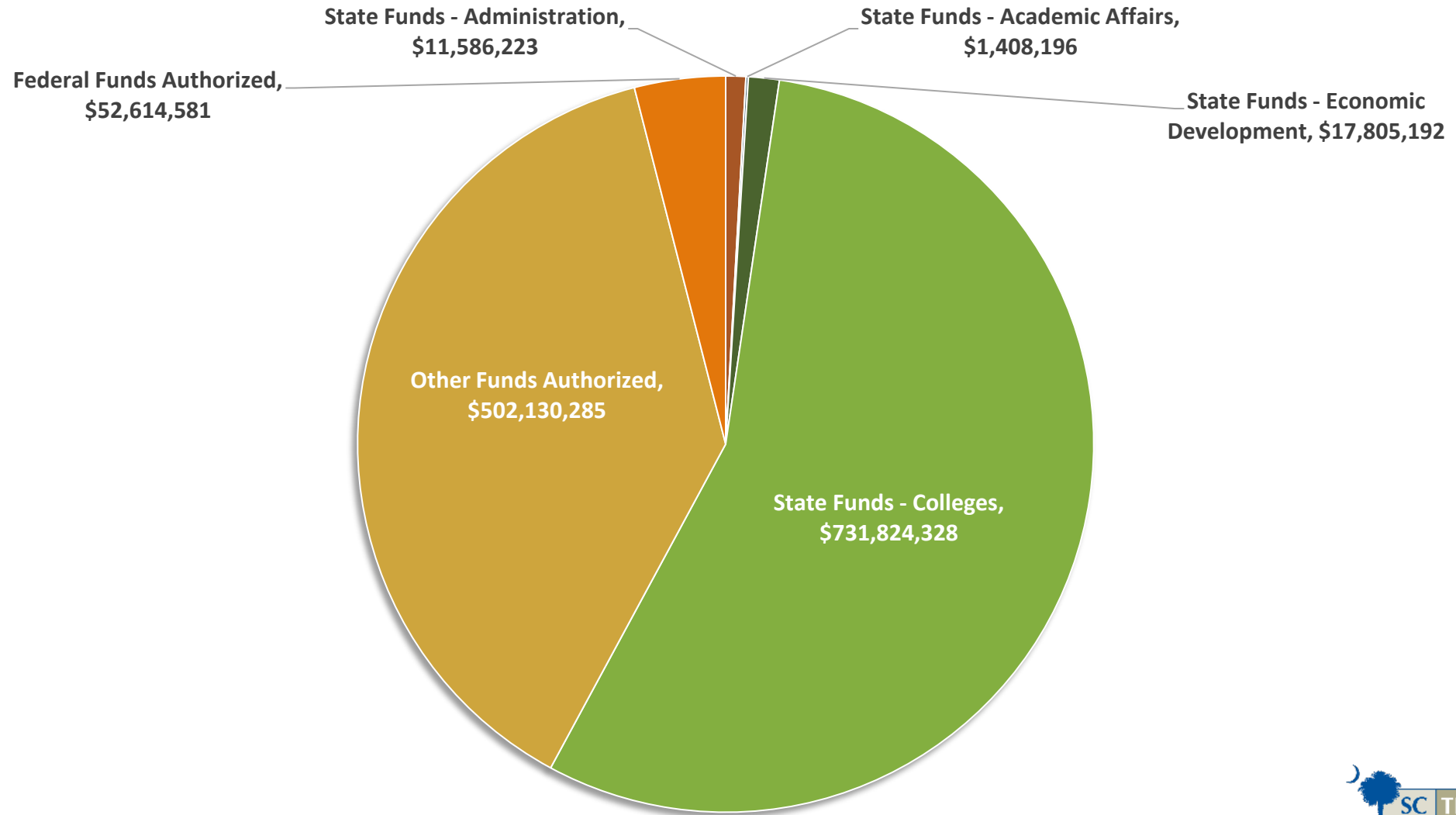
# FY24 PROJECTED CURRENT REVENUE

*System*



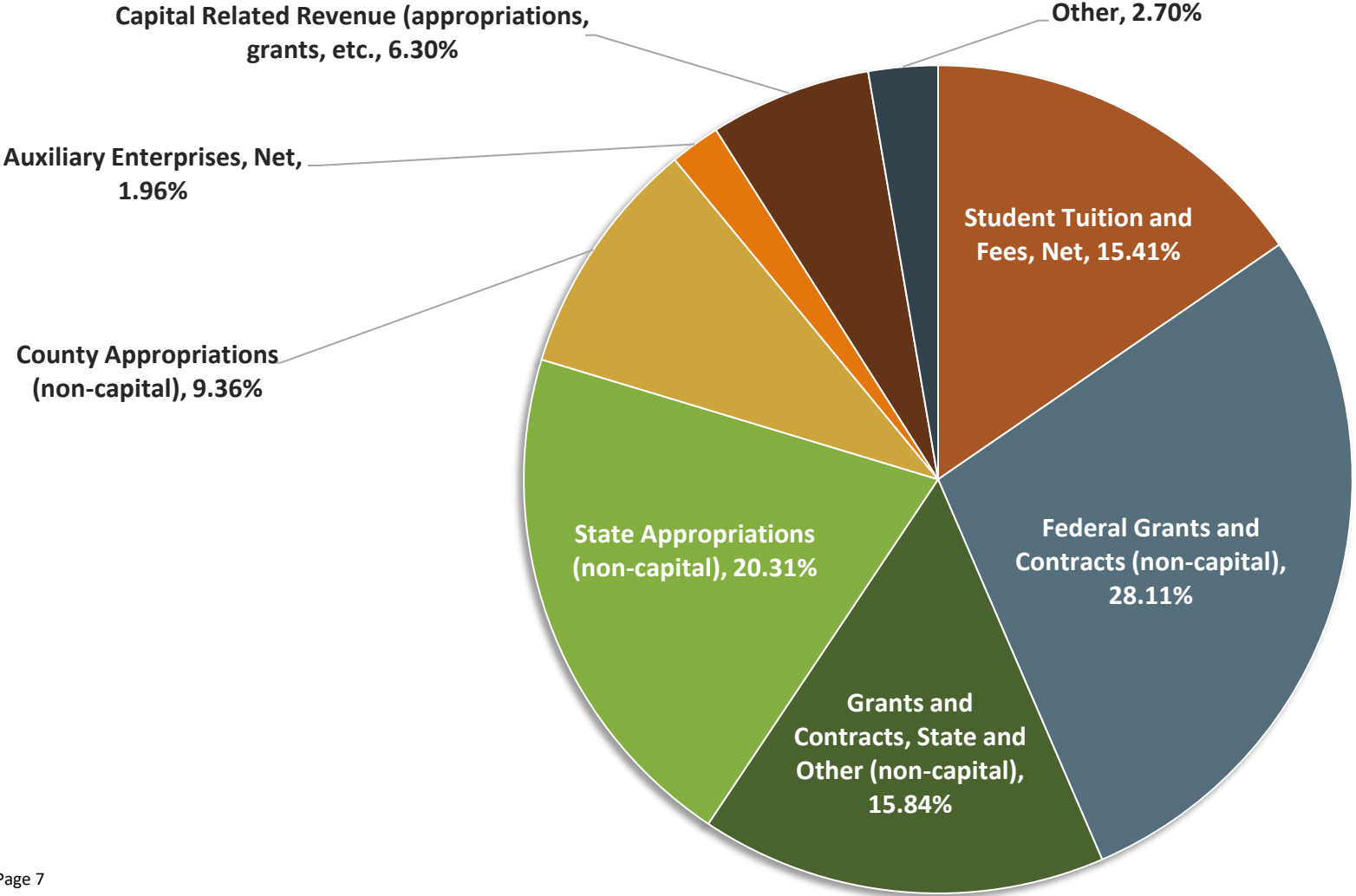
# FY24 PROJECTED CURRENT EXPENSES

## System



# FY23 COLLEGE ACTUAL REVENUE

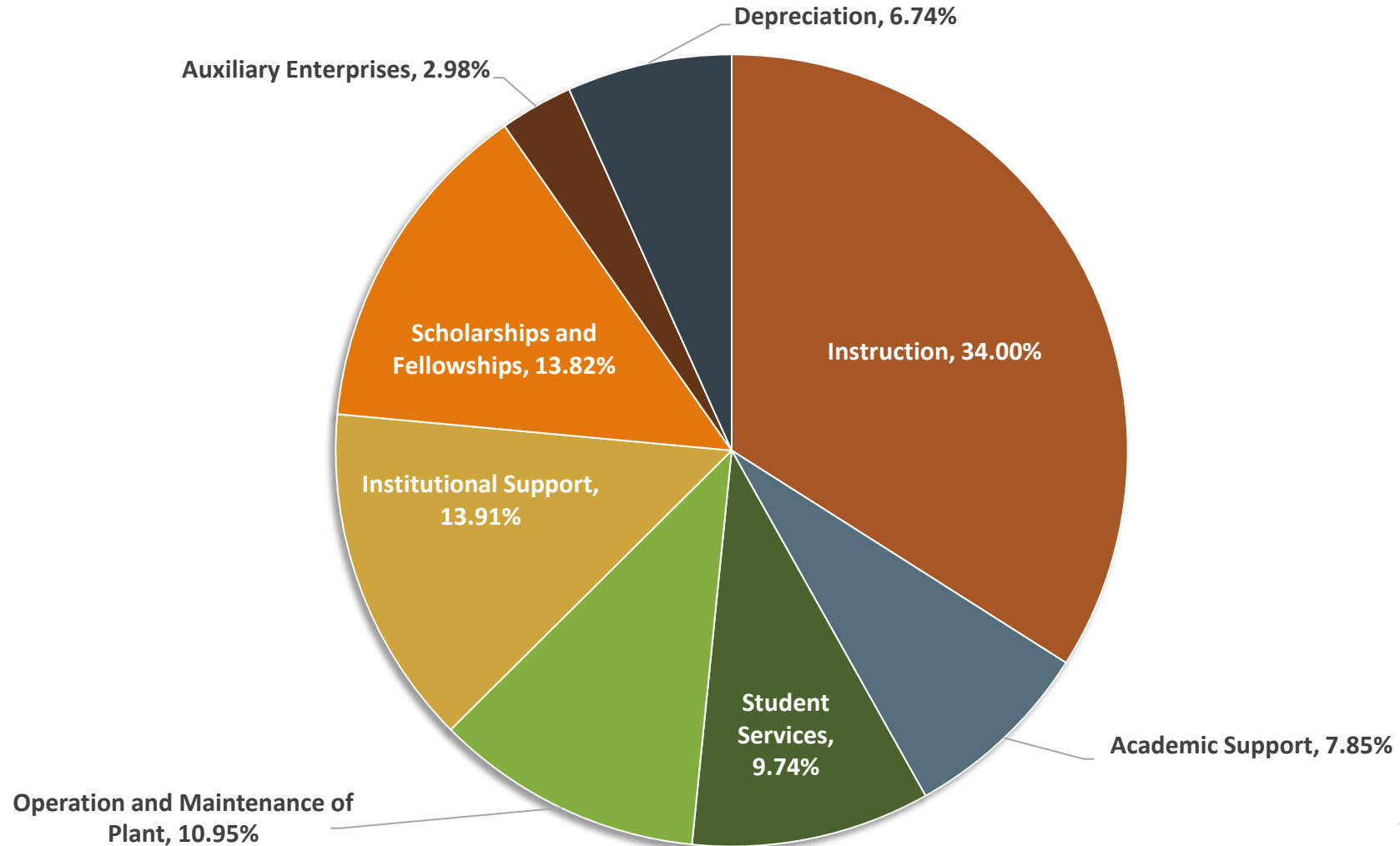
*By Source*





# FY23 ACTUAL COLLEGE EXPENSES

*By Function*

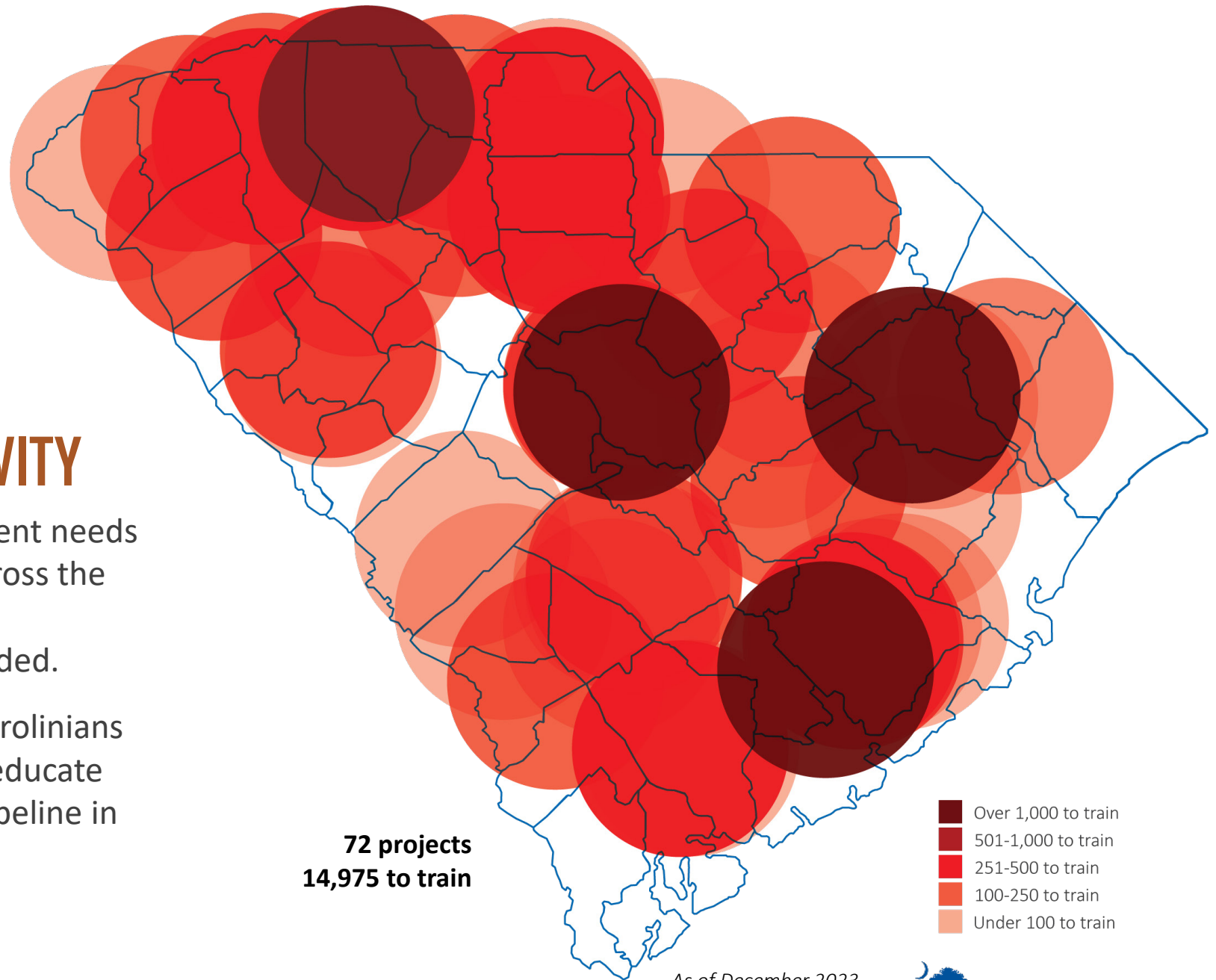


## TODAY'S PROJECT ACTIVITY

This heat map depicts the recruitment needs for announced readySC projects across the state. In addition, there are several prospects and expansions not included.

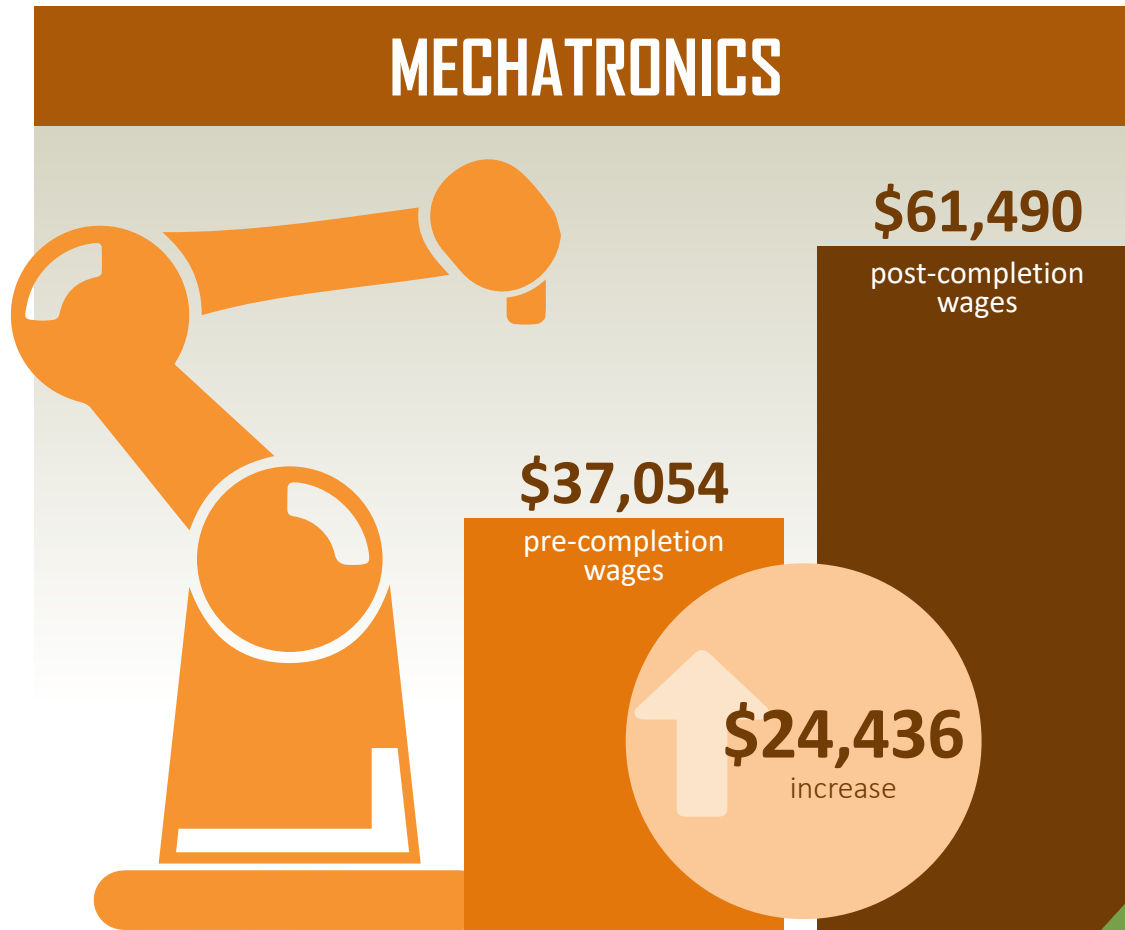
This shows the number of South Carolinians our technical colleges will need to educate and train to keep a skilled, ready pipeline in place.

**72 projects**  
**14,975 to train**

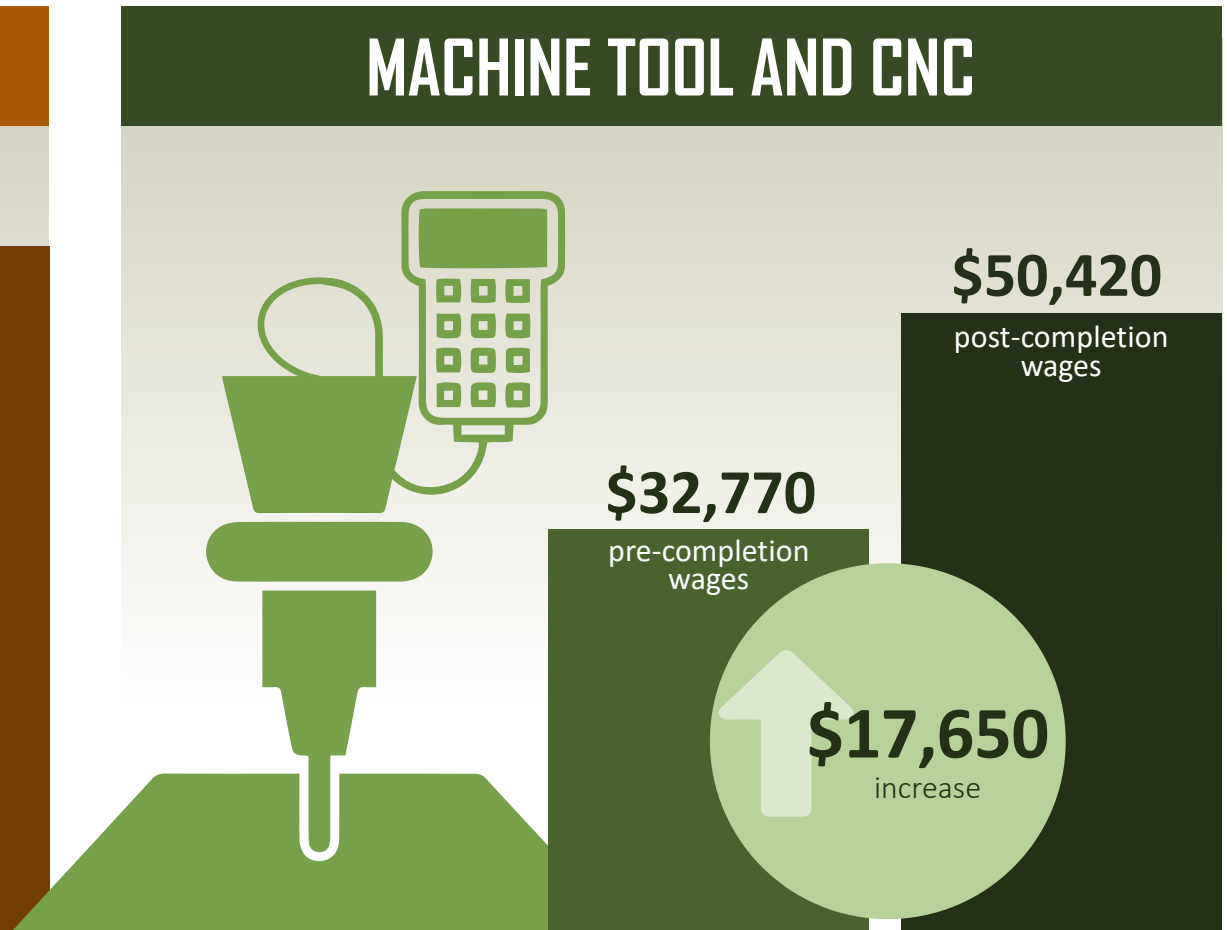


*As of December 2023*

# A LOOK AT RETURN ON INVESTMENT



**325** graduates per year (5-year average)



**145** graduates per year (5-year average)

# BUDGET REQUEST: FY24-25

## RECURRING REQUEST

Base funding for the local colleges \$20.0M

## NON-RECURRING REQUEST

Lottery Tuition Assistance (LTAP) \$51.1M

Continue SC·WINS scholarship \$95.0M

Equipment for high-demand jobs skills training \$30.0M

Continue funding for readySC™ to deliver on commitments made by the state \$5.0M

## CAPITAL


Individual college initiatives \$424.6M

# START COLLEGE HERE: STUDENT SPOTLIGHTS

**"I'VE GOT SO MANY PEOPLE ROOTING FOR ME THAT I WANT TO PERFORM BETTER AND BRING REAL RESULTS SO THAT I CAN SHOW HOW I'VE PROGRESSED."**

Brandon Christiansen  
Aiken Technical College

[READ MORE](#)



**"MIDLANDS TECH BECAME A PLACE WHERE I FELT SAFE. PEOPLE MADE ME FEEL LIKE IF I COULD GET THROUGH COLLEGE, I COULD DO ANYTHING."**

Bianca Williams  
Midlands Technical College

[READ MORE](#)



**"THE BIGGEST SURPRISE WAS GETTING TO MOVE AT MY OWN PACE. I COULD FLY THROUGH THINGS I WAS CONFIDENT ABOUT AND TAKE MY TIME WITH UNFAMILIAR MATERIAL. YOU DON'T OFTEN SEE THAT IN A COLLEGE SETTING."**

Ricki Bragg  
Orangeburg-Calhoun Technical College

[READ MORE](#)



# RECURRING REQUEST

Request	Amount	Justification																					
Instructional and Workforce Development Programs	\$20,000,000	<p>The System’s recurring funding request is designed to enhance the System and its 16 colleges’ ability to meet workforce demand effectively.</p> <p><u>Operating costs:</u> FY2022 operating costs for our colleges were \$687M. Funds used to offset these costs come from various sources, including state appropriations, student tuition and fees, grants, local appropriations, and auxiliary enterprises. HEPI – Higher Education Price Indicator – is anticipated to be 3.1%, representing a \$21.3M increase in expenses.</p> <p><u>The development of new and expanding high-demand workforce programs:</u> Across our System, there are several high-demand workforce programs that need to be expanded or created to meet business and industry demand, including:</p> <table border="0" data-bbox="1014 753 2440 1046"> <tr> <td>Automotive Technology</td> <td>Emergency Medical Tech</td> <td>Surgical Technology</td> </tr> <tr> <td>Electrical Engineering/Robotics</td> <td>Physical Therapy</td> <td>Dental Hygiene Technology</td> </tr> <tr> <td>Nursing &amp; Allied Health</td> <td>Construction Trades</td> <td>Information Technology</td> </tr> <tr> <td>Biomedical Device Technology</td> <td>HVAC</td> <td>Utility Line Technology</td> </tr> <tr> <td>Electric Vehicle Technology</td> <td>Plastic Mold Injection</td> <td>Diesel and Heavy Diesel</td> </tr> <tr> <td>Outboard Marine Tech</td> <td>Cybersecurity</td> <td>Mechatronics</td> </tr> <tr> <td>Commercial Truck Driving</td> <td>Industrial Electrical Tech</td> <td>Welding</td> </tr> </table> <p>The cost to expand and/or create the necessary programs in demand at each of our 16 colleges would be \$34.7M.</p> <p><u>How we calculated our recurring funding request:</u> State appropriations represent approximately 30% of our colleges’ revenue. Our recurring funding request reflects this trend by asking that 30% of our anticipated overall costs for the above (\$16.8M), along with the \$3.2M carry forward from last year’s request, be funded through state appropriations.</p>	Automotive Technology	Emergency Medical Tech	Surgical Technology	Electrical Engineering/Robotics	Physical Therapy	Dental Hygiene Technology	Nursing & Allied Health	Construction Trades	Information Technology	Biomedical Device Technology	HVAC	Utility Line Technology	Electric Vehicle Technology	Plastic Mold Injection	Diesel and Heavy Diesel	Outboard Marine Tech	Cybersecurity	Mechatronics	Commercial Truck Driving	Industrial Electrical Tech	Welding
Automotive Technology	Emergency Medical Tech	Surgical Technology																					
Electrical Engineering/Robotics	Physical Therapy	Dental Hygiene Technology																					
Nursing & Allied Health	Construction Trades	Information Technology																					
Biomedical Device Technology	HVAC	Utility Line Technology																					
Electric Vehicle Technology	Plastic Mold Injection	Diesel and Heavy Diesel																					
Outboard Marine Tech	Cybersecurity	Mechatronics																					
Commercial Truck Driving	Industrial Electrical Tech	Welding																					

# NON-RECURRING REQUEST

Request	Amount	Justification
SC Workforce Industry Needs Scholarship (SC·WINS)	\$95,000,000	<p>South Carolina’s technical colleges prepare students for in-demand, high-paying jobs, good jobs with great futures, good wages, and opportunities for advancement in any climate. Our state currently has thousands of jobs available in critical employment areas, with many more to follow as we adapt and pivot to address new needs.</p> <p>Renewed funding of the SCWINS Program will enable us to continue providing aid to thousands of students who enrolled in high demand job skills programs, enabling these students to then fill critical gaps in our workforce.</p> <p>The fiscal year 2023-2024 appropriated amount for SCWINS was \$93.7 million, so we are requesting continued support for this critical program.</p>

# NON-RECURRING REQUEST

Request	Amount	Justification
Lottery Tuition Assistance Program (LTAP)	\$51,100,000	<p>The lottery tuition assistance appropriation for fiscal years 2022-2023 and 2023-2024 was \$51.1 million in each fiscal year, so we are asking that the amount remain stable for the upcoming fiscal year. The Lottery Tuition Assistance (LTA) Program benefits eligible students at technical colleges (approximately 92% of funding) as well as other two-year institutions (approximately 8% of funding) and, at the current funding level, allows for awards of \$80 per credit hour to eligible students. From smaller class sizes and campuses to the flexibility provided by a variety of learning options, technical colleges offer not only a quality education at an affordable price but also a safe and stable alternative for those considering their college options in these unprecedented times. Technical colleges deliver quality, relevant instruction at an affordable cost, helping to keep education moving forward without adding burden to the financial strain many families are feeling.</p> <p>Because of programs like Lottery Tuition Assistance, our students leave with little or no debt. South Carolina's technical colleges provide one of the state's most affordable college options.</p>



# NON-RECURRING REQUEST

Request	Amount	Justification
Equipment for High-Demand Jobs Skills Training	\$30,000,000	<p>The Technical College System’s 93% placement rate makes it essential that equipment and labs reflect the workplace where our students will eventually go to work. Our colleges need the right tools and technologies to help students successfully access learning, flourish on their educational journeys, and enjoy productive careers and lives in South Carolina. High-skill, high-demand jobs often require high-cost equipment to ensure that what students encounter in the training lab accurately reflects what they will encounter on the job. Additional equipment funding effectively positions the technical colleges to meet the demands of business and industry in these high-demand STEM, manufacturing, and healthcare fields. Funds will be used to upfit and expand labs with the latest equipment for programs such as mechatronics, machine tool technology, welding, health sciences, and automotive technologies. The request represents the colleges’ critical capital equipment needs for the coming year.</p> <p>This nonrecurring request does not increase the need for recurring funds.</p>

# NON-RECURRING REQUEST

Request	Amount	Justification
readySC Direct Training	\$5,000,000	<p>The Technical College System’s readySC program was established as an economic development training incentive designed to guarantee that South Carolina could remain competitive through changing economic circumstances. It remains a key component of South Carolina’s development engine and has been recognized for more than 50 years as one of the nation’s premier programs of its kind. This award-winning program offers coordinated workforce training in partnership with the state’s sixteen (16) technical colleges and helps provide well-trained employees to companies investing in South Carolina. readySC focuses on the recruiting and initial training needs of new and expanding organizations in South Carolina by providing recruiting, assessment, training development, management, and implementation services to qualifying organizations, creating new, permanent, full-time jobs for the state that offer competitive wages and benefits.</p> <p>Funding for readySC allows the program to fulfill its commitments to its partner companies, commitments that were initiated in the prospect phase and more comprehensively defined in the project development phase. If these funds were not received, the impact to partner companies, the citizens of SC, and the reputation of the State of South Carolina would be considerable.</p> <p>This nonrecurring appropriation does not create a need for recurring funds.</p>

# CAPITAL REQUEST

Request	Amount	Justification
Individual College Initiatives – Capital Projects	\$424,567,060	The Individual College Initiatives represent capital facilities requests for all sixteen colleges. The Capital Facilities needs gives South Carolinians the facilities necessary to successfully prepare for future workforce needs and includes projects that have been carefully considered, properly vetted, and approved by our colleges and the State Board. The projects are included and have been prioritized on the CPIP for each technical college.

# FEDERAL FUNDS REQUEST

Request	Amount	Revenue Source	Description
Technical Colleges - Federal Funds Increase	--	--	The System is making no request to change appropriated amount for federal funds.

# FTE REQUEST

The System is requesting 15 state-funded FTEs for FY24-25.  
We are not requesting additional funding for these positions.

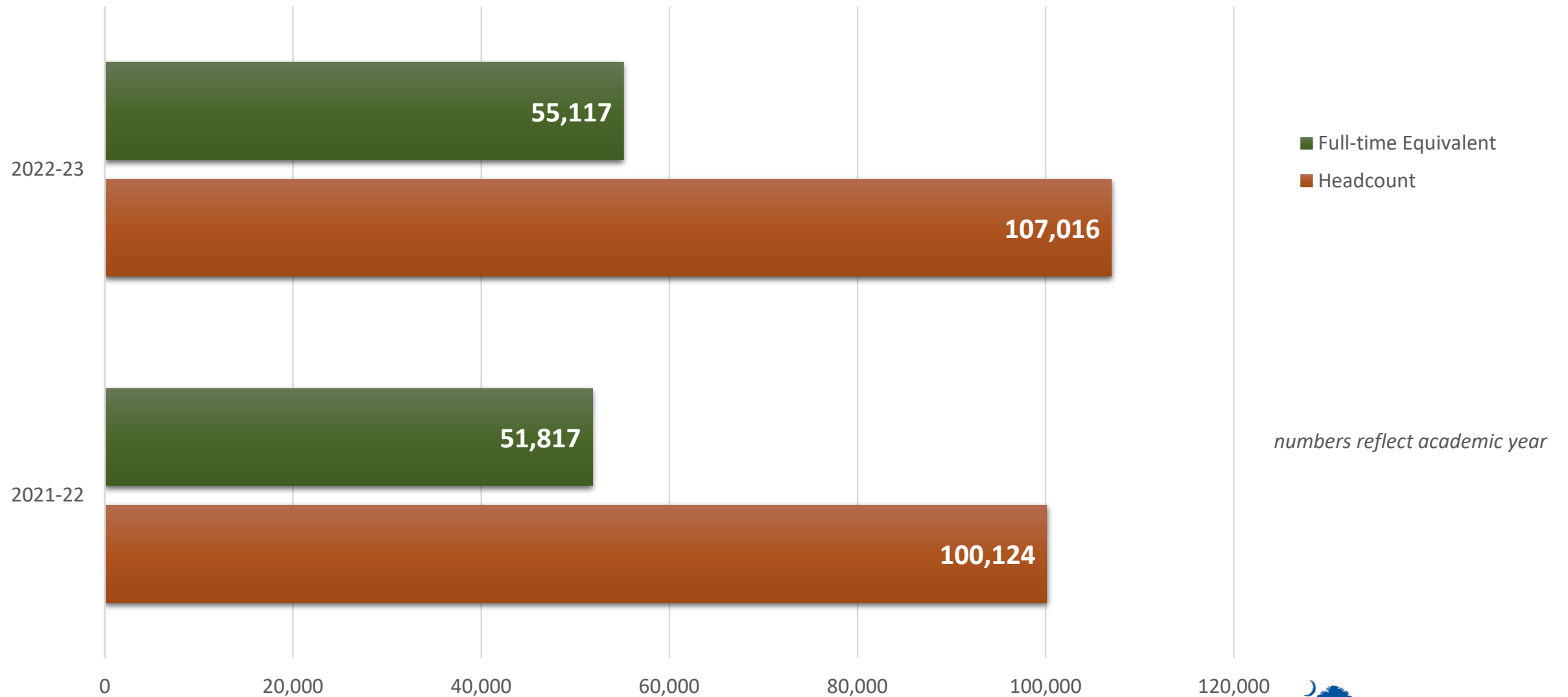
# PROVISO REQUESTS

- 25.1. (TEC: Training of New & Expanding Industry) **KEEP**
- 25.2. (TEC: Training of New & Expanding Industry Carry Forward) **KEEP**
- 25.3. (TEC: Training of New & Expanding Industry - Payments of Prior Year Expenditures) **KEEP**
- 25.4. (TEC: Critical Statewide Workforce Needs) **KEEP**
- 25.5. (TEC: Florence-Darlington Marion Campus) **KEEP**

# APPENDIX

# STUDENT ENROLLMENT: HEADCOUNT V. FTE

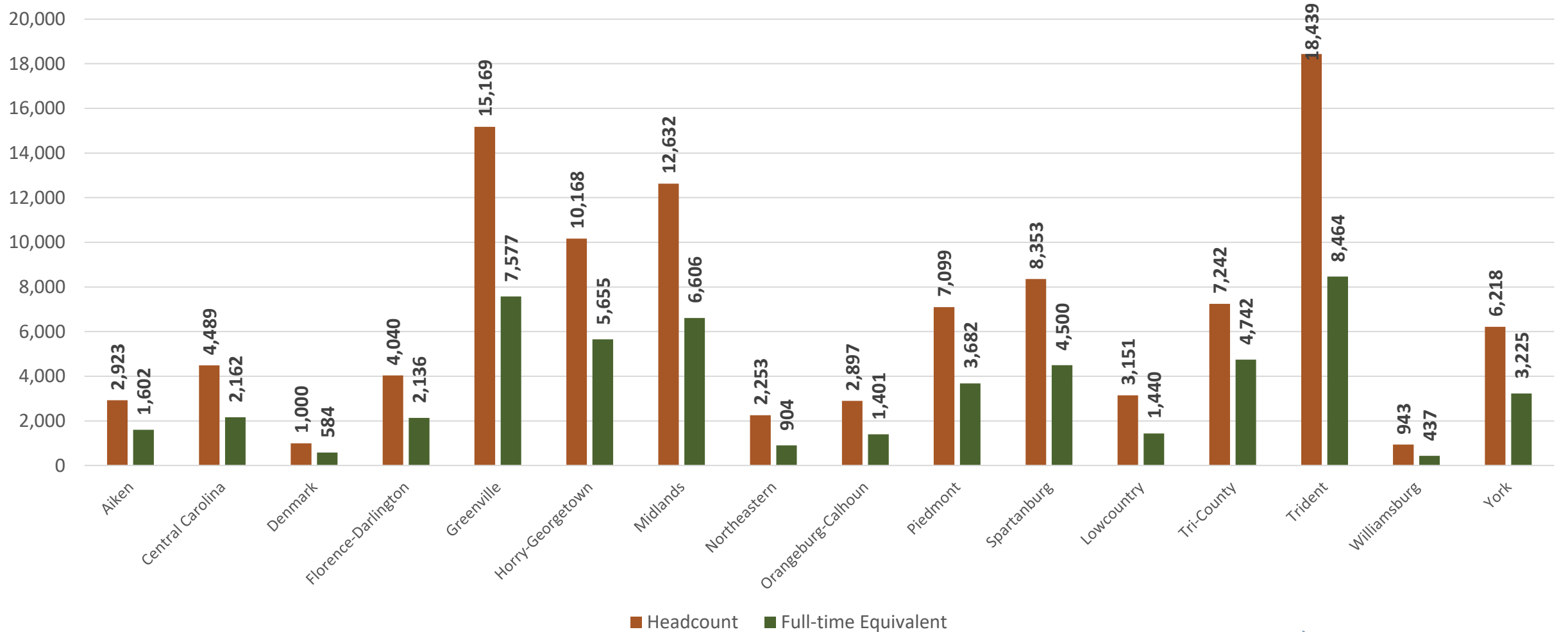
*System-wide*





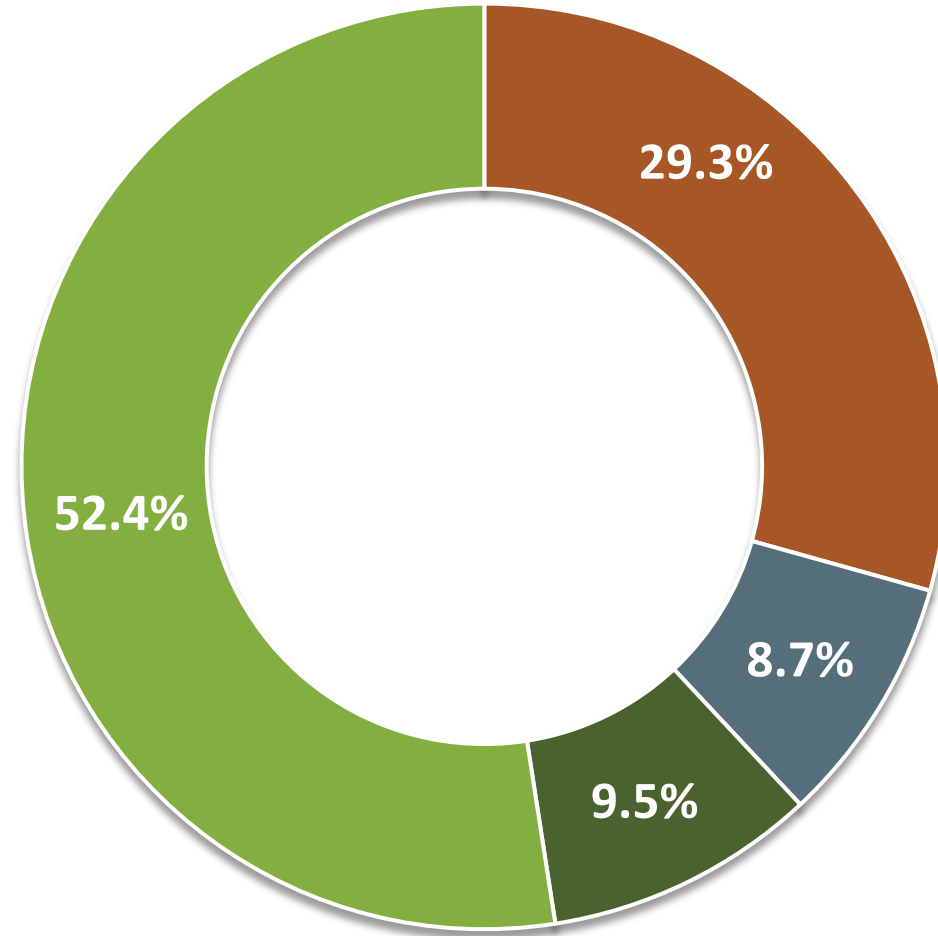
# STUDENT ENROLLMENT: HEADCOUNT V. FTE

## *by College*



# STUDENT ENROLLMENT

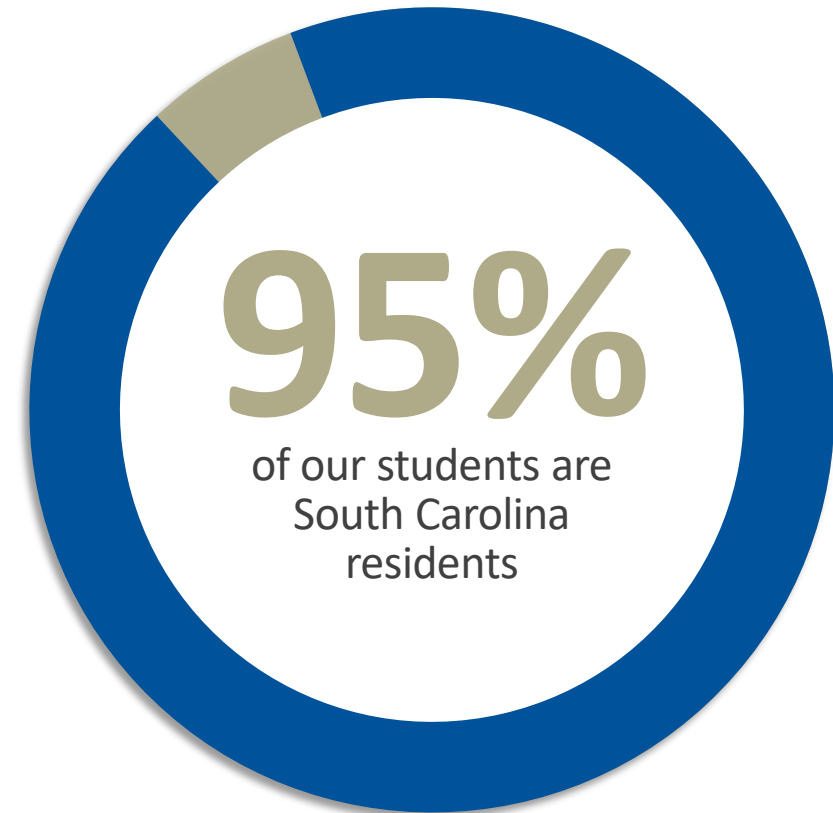
*System-wide*



- African-American
- Hispanic
- Other
- White

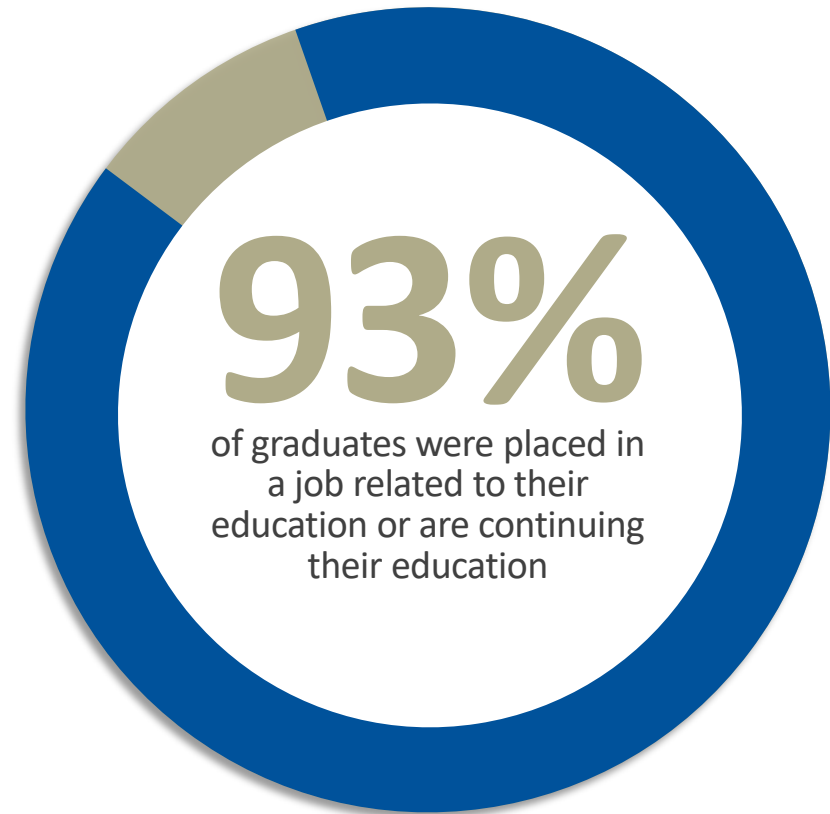
# IN-STATE V. OUT-OF-STATE STUDENTS

The System Educates and Trains  
South Carolinians to  
Live and Work In South Carolina



# PLACEMENT RATES

The System Prepares Students  
for High-Demand, High-Wage Jobs



*Academic Year 2021-22 used for calculation due to  
the prescribed time period allowed for students to find a job*

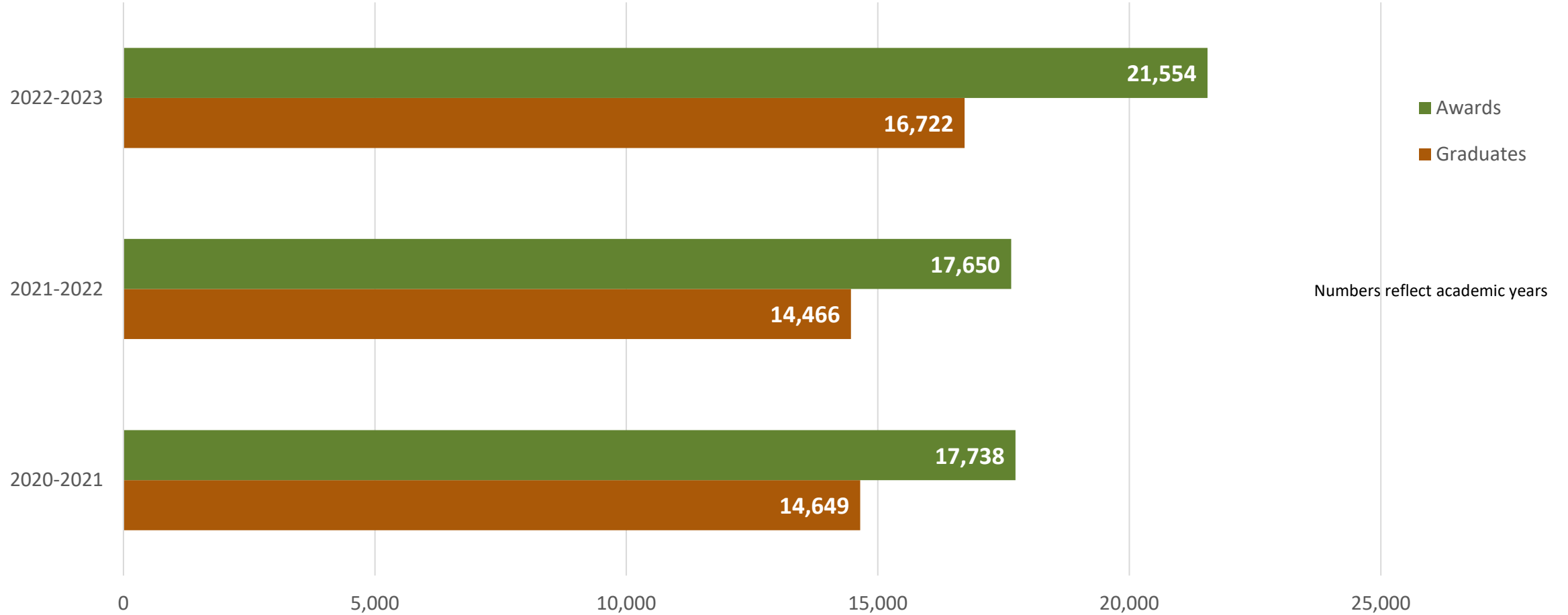
# STUDENT ENROLLMENT: PLACEMENT RATES

*by College*

College	AY2021-22 Placement Rates
Aiken	93%
Central Carolina	92%
Denmark	98%
Florence-Darlington	85%
Greenville	89%
Horry-Georgetown	95%
Midlands	99%
Northeastern	85%
Orangeburg-Calhoun	95%
Piedmont	94%
Spartanburg	90%
Lowcountry	95%
Tri-County	93%
Trident	93%
Williamsburg	87%
York	89%

# GRADUATES AND AWARDS

*System-wide*



# TUITION & FEE HISTORY

by College

	AY2018-19		AY2019-20		AY2020-21		AY2021-22		AY2022-23	
	Full-Time, In-State	Full-Time, Out-of-State	Full-Time, In-State	Full-Time, Out-of-State	Full-Time, In-State	Full-Time, Out-of-State	Full-Time, In-State	Full-Time, Out-of-State	Full-Time, In-State	Full-Time, Out-of-State
<b>Aiken</b>	\$4,468	\$6,830	\$4,656	\$6,850	\$4,826	\$6,880	\$4,946	\$6,880	\$4,946	\$6,880
<b>Central Carolina</b>	\$4,440	\$7,416	\$4,608	\$7,704	\$4,752	\$7,944	\$4,896	\$8,184	\$4,896	\$8,184
<b>Denmark</b>	\$4,440	\$8,640	\$4,440	\$8,640	\$4,566	\$8,892	\$5,241	\$9,742	\$5,041	\$9,542
<b>Florence-Darlington</b>	\$4,270	\$6,406	\$4,462	\$6,598	\$4,606	\$6,742	\$4,606	\$6,742	\$4,606	\$6,742
<b>Greenville</b>	\$4,422	\$8,766	\$4,590	\$9,102	\$4,778	\$9,410	\$4,778	\$9,410	\$4,778	\$9,410
<b>Horry-Georgetown</b>	\$4,108	\$8,092	\$4,252	\$8,380	\$4,372	\$8,620	\$4,372	\$8,620	\$4,372	\$8,620
<b>Midlands</b>	\$4,318	\$12,478	\$4,530	\$13,074	\$4,788	\$13,812	\$4,788	\$13,812	\$4,788	\$13,812
<b>Northeastern</b>	\$4,110	\$6,870	\$4,158	\$6,918	\$4,518	\$7,350	\$4,902	\$7,878	\$4,902	\$7,878
<b>Orangeburg-Calhoun</b>	\$4,250	\$7,010	\$4,466	\$7,226	\$4,610	\$7,370	\$4,730	\$7,490	\$4,730	\$7,490
<b>Piedmont</b>	\$4,300	\$6,220	\$4,456	\$6,448	\$4,582	\$6,628	\$4,582	\$6,628	\$4,582	\$6,628
<b>Spartanburg</b>	\$4,444	\$8,956	\$4,662	\$9,342	\$4,782	\$9,582	\$4,902	\$9,822	\$4,902	\$9,822
<b>Lowcountry</b>	\$4,516	\$9,676	\$4,684	\$10,036	\$4,852	\$10,396	\$5,140	\$11,020	\$5,140	\$11,020
<b>Tri-County</b>	\$4,172	\$9,356	\$4,327	\$9,751	\$4,448	\$10,040	\$4,448	\$10,208	\$4,448	\$10,304
<b>Trident</b>	\$4,280	\$8,073	\$4,439	\$8,372	\$4,563	\$8,606	\$4,563	\$8,606	\$4,563	\$8,606
<b>Williamsburg</b>	\$4,224	\$8,016	\$4,368	\$8,280	\$4,488	\$8,400	\$4,488	\$8,400	\$4,488	\$8,400
<b>York</b>	\$4,176	\$9,336	\$4,344	\$9,504	\$4,532	\$9,836	\$4,562	\$9,866	\$4,562	\$9,866

# SCHOLARSHIP & GRANTS

## Numbers Awarded by College

	FALL 2022 SCHOLARSHIPS/GRANTS RECIPIENT NUMBERS							SPRING 2023 SCHOLARSHIPS/GRANTS RECIPIENT NUMBERS							SUMMER 2023 SCHOLARSHIPS/GRANTS RECIPIENT NUMBERS						
	Fed Suplmntl Educ Oppty Grant	Life	Lottery Tuition Assistance	Pell	Work Study	SC Need-based Grant Prog	SCWINS	Fed Suplmntl Educ Oppty Grant	Life	Lottery Tuition Assistance	Pell	Work Study	SC Need-based Grant Prog	SCWINS	Fed Suplmntl Educ Oppty Grant	Life	Lottery Tuition Assistance	Pell	Work Study	SC Need-based Grant Prog	SCWINS
Aiken	117	109	691	977	5	226	1,107	170	96	603	857	4	308	230	74	0	280	490	4	156	62
Central-Carolina	185	227	1,413	1,159	16	325	194	195	189	1,418	1,007	19	299	126	1	1	541	688	1	103	74
Denmark	154	27	329	341	67	58	323	132	25	201	275	67	87	193	0	0	93	142	7	12	80
Florence-Darlington	265	329	1,019	1,198	20	287	277	477	273	945	1,161	26	394	27	311	0	338	665	14	0	116
Greenville	510	1,020	5,142	3,326	33	952	0	881	980	4,060	3,107	29	1,034	1,845	275	0	1,595	1,621	39	206	341
Horry-Georgetown	338	1,247	2,788	3,523	46	673	667	148	1,292	2,282	2,674	46	570	144	89	27	931	1,420	0	120	13
Midlands	292	897	3,897	3,398	25	1,004	1,124	526	796	3,483	2,993	25	833	1,159	279	1	1,486	1,573	11	527	1,811
Northeastern	120	31	518	408	2	53	1	272	28	376	464	6	117	1	123	0	263	306	5	64	20
Orangeburg-Calhoun	412	131	1,210	1,002	8	199	88	96	108	1,161	911	5	179	82	325	0	350	485	3	118	1
Piedmont	144	411	2,245	2,663	33	482	586	122	333	2,046	2,483	38	391	3	132	1	900	1,382	34	93	0
Spartanburg	124	496	3,144	2,191	15	655	406	445	444	2,655	2,049	16	1,196	228	230	0	1,198	1,110	8	1	225
Lowcountry	292	93	1,089	772	1	250	211	410	60	989	691	9	204	108	286	1	261	380	4	55	8
Tri-County	125	1,680	1,871	2,054	44	919	951	392	1,581	1,599	1,895	45	609	5	3	2	684	953	4	29	0
Trident	1,577	917	4,722	3,158	20	1,063	2,400	1,376	686	4,556	2,874	34	964	1,676	388	0	1,905	1,790	35	0	0
Williamsburg	29	22	427	310	3	77	37	31	16	403	265	5	36	0	85	0	96	213	2	59	0
York	301	498	2,439	1,344	8	292	333	329	415	2,347	1,208	8	294	21	83	2	606	464	5	19	5
<b>TOTAL</b>	<b>4,985</b>	<b>8,135</b>	<b>32,944</b>	<b>27,824</b>	<b>346</b>	<b>7,515</b>	<b>8,705</b>	<b>6,002</b>	<b>7,322</b>	<b>29,124</b>	<b>24,914</b>	<b>382</b>	<b>7,515</b>	<b>5,848</b>	<b>2,684</b>	<b>35</b>	<b>11,527</b>	<b>13,682</b>	<b>176</b>	<b>1562</b>	<b>2,756</b>

numbers reflect recipient duplicates



# SCHOLARSHIP & GRANTS

## Dollar Amounts Awarded by College

	FALL 2022 SCHOLARSHIPS/GRANTS CUMULATIVE AMOUNTS							SPRING 2023 SCHOLARSHIPS/GRANTS CUMULATIVE AMOUNTS							SUMMER 2023 SCHOLARSHIPS/GRANTS CUMULATIVE AMOUNTS						
	Fed Suplmtl Educ Oppty Grant	Life	Lottery Tuition Assistance	Pell	Work Study	SC Need-based Grant Prog	SCWINS	Fed Suplmtl Educ Oppty Grant	Life	Lottery Tuition Assistance	Pell	Work Study	SC Need-based Grant Prog	SCWINS	Fed Suplmtl Educ Oppty Grant	Life	Lottery Tuition Assistance	Pell	Work Study	SC Need-based Grant Prog	SCWINS
Aiken	\$31,863	\$272,500	\$473,733	\$2,049,232	\$6,356	\$121,347	\$183,926	\$28,500	\$235,000	\$468,591	\$1,883,111	\$3,075	\$153,425	\$29,191	\$55,500	\$0	\$200,100	\$957,328	\$1,807	\$151,240	\$36,774
Central-Carolina	\$98,500	\$557,500	\$922,781	\$2,228,827	\$24,111	\$271,667	\$174,131	\$85,823	\$472,500	\$915,047	\$1,951,634	\$34,595	\$259,414	\$107,931	\$0	\$2,500	\$354,937	\$1,193,165	\$1,404	\$88,128	\$61,503
Denmark	\$58,728	\$62,500	\$220,750	\$787,362	\$73,765	\$55,000	\$165,276	\$56,578	\$62,500	\$129,195	\$809,302	\$73,064	\$58,450	\$98,775	\$23,373	\$0	\$56,211	\$344,262	\$1,260	\$12,642	\$36,390
Florence-Darlington	\$56,750	\$810,084	\$735,240	\$2,838,193	\$41,755	\$284,375	\$278,393	\$79,000	\$675,533	\$684,247	\$2,732,470	\$43,374	\$405,343	\$12,627	\$76,128	\$0	\$224,796	\$1,158,025	\$12,563	\$0	\$76,756
Greenville	\$183,174	\$2,521,136	\$3,365,646	\$7,050,555	\$34,826	\$819,116	\$0	\$267,180	\$2,418,205	\$2,825,738	\$6,408,275	\$47,188	\$1,208,483	\$821,826	\$0	\$0	\$1,038,268	\$2,629,327	\$25,596	\$208,259	\$170,391
Horry-Georgetown	\$72,463	\$1,752,168	\$2,063,188	\$7,009,741	\$111,557	\$590,120	\$749,867	\$149,500	\$1,738,318	\$1,759,610	\$5,801,202	\$130,464	\$730,500	\$97,594	\$149,250	\$37,422	\$638,011	\$2,531,331	\$0	\$122,150	\$4,240
Midlands	\$211,575	\$2,217,876	\$2,813,616	\$7,544,162	\$46,449	\$1,029,689	\$248,958	\$292,430	\$1,979,712	\$2,590,569	\$6,571,974	\$42,235	\$838,656	\$294,625	\$211,950	\$2,500	\$980,025	\$2,791,315	\$16,830	\$262,500	\$150,003
Northeastern	\$71,000	\$72,500	\$249,610	\$1,244,687	\$198	\$43,825	\$1,261	\$95,300	\$70,000	\$358,894	\$1,418,154	\$5,090	\$111,275	\$2,410	\$0	\$0	\$327,929	\$834,165	\$5,045	\$63,000	\$23,785
Orangeburg-Calhoun	\$52,383	\$315,000	\$685,917	\$1,759,922	\$10,187	\$215,670	\$75,046	\$50,056	\$265,000	\$652,357	\$1,635,429	\$9,187	\$222,418	\$66,861	\$97,605	\$0	\$220,419	\$844,708	\$1,570	\$119,106	\$865
Piedmont	\$133,100	\$972,367	\$1,514,951	\$5,311,285	\$68,105	\$610,750	\$549,020	\$135,250	\$818,018	\$1,444,986	\$4,988,004	\$65,600	\$511,750	\$3,067	\$38,117	\$2,500	\$608,107	\$2,496,727	\$37,270	\$94,444	\$0
Spartanburg	\$74,062	\$1,218,316	\$2,299,971	\$4,985,830	\$29,285	\$515,150	\$190,637	\$160,532	\$1,103,768	\$1,990,500	\$4,577,198	\$27,895	\$1,068,900	\$112,445	\$500	\$0	\$777,027	\$1,993,053	\$7,109	\$700	\$162,105
Lowcountry	\$96,250	\$226,250	\$579,929	\$1,405,942	\$1,500	\$150,070	\$120,302	\$92,500	\$145,000	\$630,818	\$1,293,410	\$31,673	\$129,908	\$110,448	\$56,257	\$2,500	\$162,393	\$612,903	\$6,774	\$56,943	\$7,976
Tri-County	\$94,175	\$4,179,101	\$1,427,345	\$4,383,355	\$66,623	\$565,666	\$672,714	\$225,870	\$3,907,045	\$1,204,448	\$3,931,403	\$46,441	\$717,643	\$7,601	\$625	\$5,000	\$456,607	\$1,655,732	\$2,578	\$26,308	\$0
Trident	\$474,536	\$2,255,540	\$3,427,841	\$6,187,782	\$61,247	\$969,750	\$424,147	\$367,309	\$1,678,825	\$3,348,102	\$5,732,533	\$83,919	\$893,769	\$705,730	\$0	\$0	\$1,254,280	\$2,882,359	\$76,204	\$0	\$0
Williamsburg	\$10,000	\$49,696	\$236,118	\$601,411	\$5,436	\$46,000	\$19,651	\$11,750	\$39,848	\$221,725	\$511,419	\$5,443	\$29,500	\$0	\$36,500	\$0	\$61,603	\$382,547	\$1,607	\$58,300	\$0
York	\$168,125	\$1,232,284	\$1,740,618	\$2,942,178	\$20,080	\$435,178	\$434,743	\$207,875	\$1,027,500	\$1,628,826	\$2,410,731	\$25,114	\$437,500	\$23,342	\$22,801	\$5,000	\$360,790	\$629,775	\$3,889	\$17,500	\$8,125
<b>TOTAL</b>	\$1,886,684	\$18,714,818	\$22,757,254	\$58,330,463	\$601,480	\$6,723,372	\$4,288,071	\$2,305,453	\$16,636,771	\$20,853,653	\$52,656,249	\$674,357	\$7,776,934	\$2,494,473	\$768,606	\$57,422	\$7,721,503	\$23,936,722	\$201,506	\$1,281,219	\$738,911

# OUTSTANDING DEBT

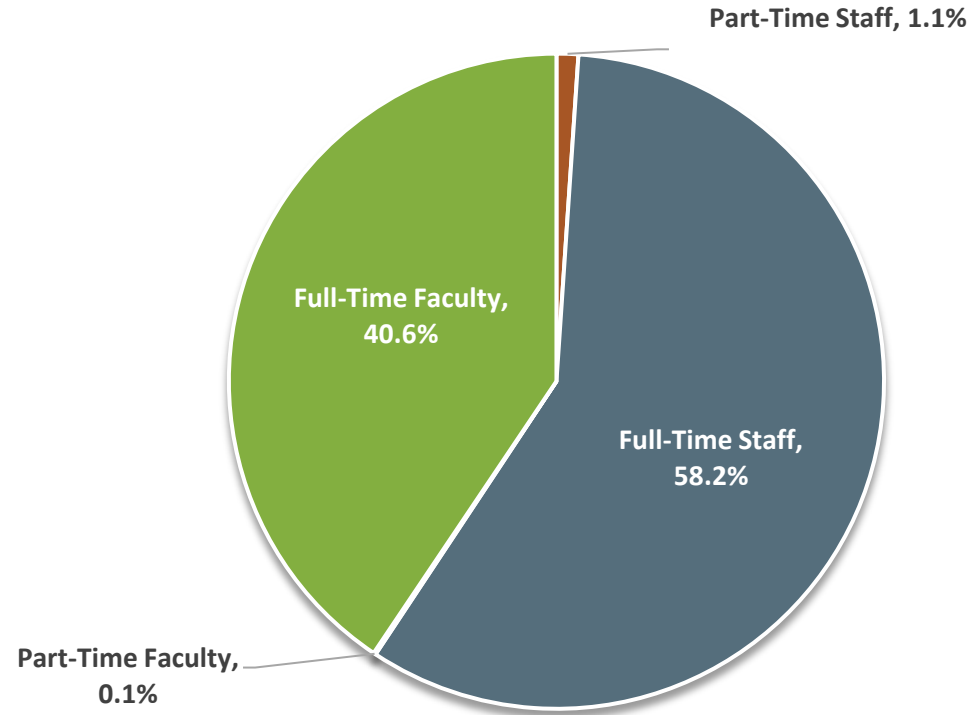
College	Lender	Amount of Initial Debt	Balance as of June 30, 2023	Year Debt Incurred	Year Debt to be Satisfied	Repayment Schedule	Purpose of Debt
Aiken	N/A	\$0.00	\$0.00	N/A	N/A	N/A	N/A
Central Carolina	N/A	\$0.00	\$0.00	N/A	N/A	N/A	N/A
Denmark	N/A	\$0.00	\$0.00	N/A	N/A	N/A	N/A
Florence-Darlington	Series 2014 Special Fee Refunding Bonds	\$16,240,000	\$8,250,000	2014	2030	Semi-annually	Advance refund all outstanding maturities of the Special Fee Rev Bonds, Series 2005A and to pay the issuance costs of the 2014 bonds
Greenville	Arts & Health Sciences Public Facilities Corp	\$49,720,000	\$49,720,000	2022	2042	Semi-annually	Finance building the Center of Health and Life Sciences.
Greenville	Brashier Middle College, LLC	\$8,400,000	\$6,130,000	2009	2040	Semi-annually	53,000 Square Foot Building - Finance Lease
Horry-Georgetown	N/A	\$0	\$0	N/A	N/A	N/A	N/A
Midlands	State of SC	\$8,765,000.00	\$3,905,000.00	2016	2027	Semi-annually	Advance refund all outstanding maturities of previously issued Bond Series 1998A, 2002C, and 2007A and to pay the issuance costs of the 2016C bond issuance
Midlands	State of SC	\$15,175,000.00	\$13,450,000.00	2021	2040	Semi-annually	Pay a portion of the costs of the Series 2021B State Institution Project, refund of previously issued Series 2011C Bond (maturing in 2031), and pay costs of issuance of the Series 2021B State Institution Bonds
Midlands	N/A	\$0	\$0	N/A	N/A	N/A	N/A
Northeastern	N/A	\$0	\$0	N/A	N/A	N/A	N/A

# OUTSTANDING DEBT (CONTINUED)

College	Lender	Amount of Initial Debt	Balance as of June 30, 2023	Year Debt Incurred	Year Debt to be Satisfied	Repayment Schedule	Purpose of Debt
Orangeburg-Calhoun	N/A	\$0	\$0	N/A	N/A	N/A	N/A
Piedmont	N/A	\$0	\$0	N/A	N/A	N/A	N/A
Spartanburg	N/A	\$0	\$0	N/A	N/A	N/A	N/A
Lowcountry	Beaufort County	\$1,500,000	\$291,962	2006	2026	Annually	Initial development of New River Campus
Lowcountry	TCL Foundation	\$8,000,000	\$5,855,000	2021	2030	Annually	Construct the Culinary Institute of the South building in Bluffton, SC
Tri-County	TCTC Foundation	\$8,000,000.00	\$1,165,000.00	2007	2025	Annually	Anderson County Campus - Finance Purchase
Tri-County	TCTC Foundation	\$27,920,000.00	\$18,882,664.00	2017	2047	Semi-annually	Student Success Center - Finance Purchase
Tri-County	TCTC Foundation			2019	2024	Quarterly	Mechanic Street Parking Lot Lease
Tri-County	TCTC Foundation			2019	2024	Quarterly	Workforce Training Center Lease
Trident	SunTrust Equipment Finance and Leasing Corp.	\$0	\$0	2012	2023	Semi-annually	Construct the Nursing and Science Building
Williamsburg	N/A	\$0	\$0	N/A	N/A	N/A	N/A
York	N/A	\$0	\$0	N/A	N/A	N/A	N/A

# EMPLOYEES

System-wide

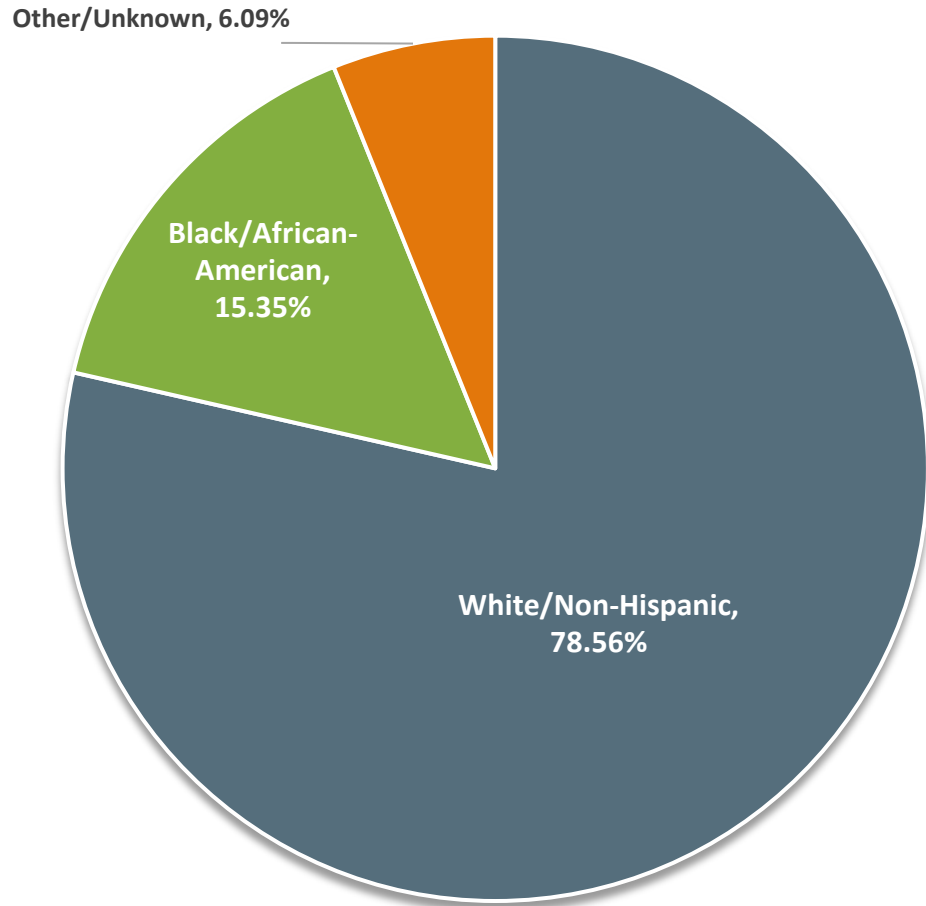


	Colleges		System Office	
	Authorized	Vacant	Authorized	Vacant
<b>State FTEs</b>	3,107.5	332.8	136.5	14.5
<b>Other FTEs</b>	1,396.4	226.0	0.0	0.0
<b>Federal FTEs</b>	78.3	14.6	28.0	16.0
<b>Total FTEs</b>	4,582.2	573.4	164.5	30.5

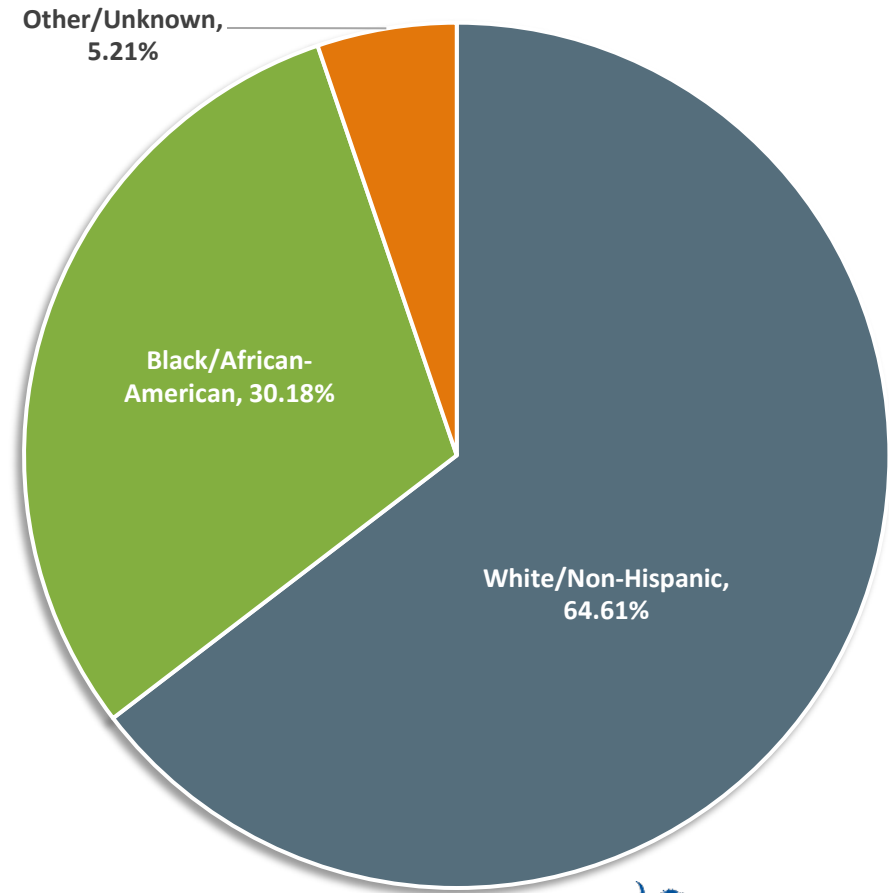
# FTE INFORMATION

*System-wide*

## FACULTY



## STAFF



## 4% Tuition Waiver: Three-year History: In-state v. Out-of-State

*By College*

		FYE2021	FYE2022	FYE2023
<b>Aiken</b>	In-State Waiver	\$30,558	\$102,237	\$360,863
	Out-of-State Waiver	\$0	\$0	\$0
<b>Central Carolina</b>	In-State Waiver	\$757,516	\$502,660	\$837,891
	Out-of-State Waiver	\$3,520	\$0	\$45,582
<b>Denmark</b>	In-State Waiver	\$2,813	\$2,813	\$3,353
	Out-of-State Waiver	\$5,353	\$0	\$0
<b>Florence-Darlington</b>	In-State Waiver	\$330,924	\$524,403	\$137,806
	Out-of-State Waiver	\$37,140	\$32,900	\$8,780
<b>Greenville</b>	In-State Waiver	\$1,159,190	\$1,318,165	\$1,431,513
	Out-of-State Waiver	\$2,470	\$13,729	\$96,385
<b>Horry-Georgetown</b>	In-State Waiver	\$31,934	\$199,370	\$797,094
	Out-of-State Waiver	\$35,071	\$1,496	\$219,982
<b>Midlands</b>	In-State Waiver	\$0	\$0	\$0
	Out-of-State Waiver	\$0	\$0	\$0
<b>Northeastern</b>	In-State Waiver	\$20,634	\$1,000	\$1,701
	Out-of-State Waiver	\$0	\$0	\$0
<b>Orangeburg-Calhoun</b>	In-State Waiver	\$213,177	\$390,325	\$10,582
	Out-of-State Waiver	\$1,380	\$969	\$0
<b>Piedmont</b>	In-State Waiver	\$772,811	\$851,953	\$920,920
	Out-of-State Waiver	\$17,371	\$37,452	\$16,638
<b>Spartanburg</b>	In-State Waiver	\$795,127	\$407,360	\$401,612
	Out-of-State Waiver	\$0	\$4,566	\$0
<b>Lowcountry</b>	In-State Waiver	\$230,871	\$377,950	\$415,633
	Out-of-State Waiver	\$0	\$0	\$0
<b>Tri-County</b>	In-State Waiver	\$22,427	\$31,564	\$11,980
	Out-of-State Waiver	\$47,684	\$49,943	\$21,470
<b>Trident</b>	In-State Waiver	\$877,970	\$942,956	\$623,600
	Out-of-State Waiver	\$399,609	\$255,333	\$430,884
<b>Williamsburg</b>	In-State Waiver	\$7,016	\$12,727	\$0
	Out-of-State Waiver	\$2,188	\$0	\$0
<b>York</b>	In-State Waiver	\$708,513	\$699,437	\$660,314
	Out-of-State Waiver	\$0	\$0	\$0
<b>System In-State Waiver Total</b>		<b>\$5,961,481</b>	<b>\$6,364,920</b>	<b>\$6,614,862</b>
<b>System Out-of-State Waiver Total</b>		<b>\$551,786</b>	<b>\$396,388</b>	<b>\$839,721</b>

# ABATEMENTS

Florence-Darlington Technical College (FDTC) and Technical College of the Lowcountry (TCL) were the only technical colleges that provided abatements during the 2022-2023 academic year.

- FDTC abated tuition for 70 students
- TCL abated tuition for 14 students

# CAPITAL PROJECTS

College	Capital Project Name	Project Number	Current Budget	Cumulative Expenditures	Project Balance
Aiken Technical College	Amphitheater Renovation	6231	300,000.00	228,561.78	71,438.22
Aiken Technical College	Chilled Water Loop Replacement	6226	850,000.00	-	850,000.00
Aiken Technical College	Campus Signage Update	6225	1,000,000.00	-	1,000,000.00
Aiken Technical College	HVAC Replacement	6199	2,143,000.00	202,218.00	1,940,782.00
Aiken Technical College	100/200 & 900 Roof Replacement	6198	850,000.00	23,585.00	826,415.00
Aiken Technical College	Demolition 300, 400, 500/600 Buildings, Construction of Storage Building	6194	900,000.00	106,874.82	793,125.18
Aiken Technical College	Small Deferred Maintenance Projects	6236	2,000,000.00	-	2,000,000.00
Aiken Technical College	Welding Lab Expansion and Grinding Lab	6238	22,500.00	-	22,500.00
Aiken Technical College	Nursing Building Construction	6250	300,000.00	-	300,000.00
Aiken Technical College	700 Building Renovations	6251	37,500.00	-	37,500.00
Aiken Technical College	Media Center	6269	800,000.00	-	800,000.00
Central Carolina Technical College	Main Campus HVAC Updates/Replacements	6234	2,000,000.00	1,264.70	1,998,735.30
Central Carolina Technical College	Main Campus Roof Replacements	6233	1,500,000.00	15,725.41	1,484,274.59



# CAPITAL PROJECTS

College	Capital Project Name	Project Number	Current Budget	Cumulative Expenditures	Project Balance
Central Carolina Technical College	Colonial Arts Center	6220	995,000.00	-	995,000.00
Central Carolina Technical College	Kershaw-Wateree Road Sitework/Landscaping	6209	500,000.00	484,258.95	15,741.05
Central Carolina Technical College	Kershaw-Century Blvd Landscape Improvement	6191	500,000.00	-	500,000.00
Central Carolina Technical College	CCTC Main Campus Sumter Parking Lot Repaving	6179	2,000,000.00	1,627,144.89	372,855.11
Central Carolina Technical College	CCTC Main Campus HVAC Updates/Replacements	6178	1,500,000.00	280,198.23	1,219,801.77
Central Carolina Technical College	CCTC F.E. Dubose Campus HVAC Updates/Replacements	6176	1,750,000.00	874,290.01	875,709.99
Central Carolina Technical College	CCTC F.E. Dubose Campus Roof Replacement	6175	2,000,000.00	1,582,538.58	417,461.42
Central Carolina Technical College	CCTC Main Campus Academic/Student Services Building Construction	6174	40,000,000.00	1,263,191.45	38,736,808.55
Central Carolina Technical College	Building 900 HVAC Upgrade	6270	800,000.00	-	800,000.00
Central Carolina Technical College	F.E. Dubose Parking Lot	6256	650,000.00	27,050.00	622,950.00
Denmark Technical College	Campus Bathrooms Renovations	6240	602,580.00	23,100.00	579,480.00
Denmark Technical College	Building 30 Auditorium	6257	145,735.41	111,678.14	34,057.27
Denmark Technical College	Campus Parking Lot Repaving	6258	250,000.00	213,712.64	36,287.36

# CAPITAL PROJECTS

College	Capital Project Name	Project Number	Current Budget	Cumulative Expenditures	Project Balance
Denmark Technical College	Campus Roof Replacements	6259	1,120,000.00	51,500.00	1,068,500.00
Denmark Technical College	Door Replacement & ADA Upgrades	6265	191,321.90	-	191,321.90
Denmark Technical College	McDuffie Student Services Center	6266	922,031.25	6,206.20	915,825.05
Denmark Technical College	Rhoad Hall Renovations	6276	1,392,000.00	-	1,392,000.00
Denmark Technical College	Student Center/Rhoad Hall Emergency Plumbing Repair Project	6277	203,500.00	185,000.00	18,500.00
Florence-Darlington Technical College	Life Safety and Security Improvements Agency Wide	6159	800,000.00	180,278.78	619,721.22
Florence-Darlington Technical College	5000 Building Walkway Bridge Repair and Renovations	6158	1,437,196.00	1,349,699.03	87,496.97
Florence-Darlington Technical College	600 Building Renovations	6157	742,500.00	711,975.00	30,525.00
Florence-Darlington Technical College	400 Building Renovations	6156	977,965.00	26,292.18	951,672.82
Florence-Darlington Technical College	300 Building Renovations	6155	8,248.00	-	8,248.00
Florence-Darlington Technical College	100 Building Renovations	6154	12,372.00	-	12,372.00
Florence-Darlington Technical College	Health Science Campus Façade Restoration and Roof Replacement	6153	760,000.00	8,760.00	751,240.00
Florence-Darlington Technical College	Central Energy Plant Upgrades	6152	1,000,000.00	33,900.05	966,099.95

# CAPITAL PROJECTS

College	Capital Project Name	Project Number	Current Budget	Cumulative Expenditures	Project Balance
Florence-Darlington Technical College	Darlington County Campus	6241	300,000.00	-	300,000.00
Florence-Darlington Technical College	Elevator Modernization Health Science Campus	6254	500,000.00	-	500,000.00
Florence-Darlington Technical College	SiMT Operable Partitions Replacement	6268	2,200,000.00	-	2,200,000.00
Greenville Technical College	Arts and Sciences Building	6166	69,919,385.00	9,529,135.81	60,390,249.19
Greenville Technical College	GTC Parking Lot R Construction - Barton Campus	6160	3,918,536.00	105,384.13	3,813,151.87
Greenville Technical College	Bldg. 802 Roof Replacement and Building Air Conditioning	6147	114,775.00	47,854.25	66,920.75
Greenville Technical College	Bldg. 103, Area 500 Barton Campus	6252	56,175.00	-	56,175.00
Greenville Technical College	Bldg. 103 Roof Replacement	6253	42,675.00	-	42,675.00
Greenville Technical College	Deferred Maint Finishes, Flooring and Abatement	6260	600,000.00	-	600,000.00
Greenville Technical College	Deferred Maint LED lighting upfit/replacement	6261	2,600,000.00	-	2,600,000.00
Greenville Technical College	Gateway Pedestrian Bridge	6278	27,000.00	-	27,000.00
Greenville Technical College	Barton lot O and McKinney Automotive Campus Pavement Replacement	6281	1,200,000.00	-	1,200,000.00
Greenville Technical College	Benson Campus Pavement Replacement	6282	1,275,000.00	-	1,275,000.00

# CAPITAL PROJECTS

College	Capital Project Name	Project Number	Current Budget	Cumulative Expenditures	Project Balance
Greenville Technical College	Building 103 Restroom Renovations	6284	1,100,000.00	-	1,100,000.00
Greenville Technical College	University Ctr Bldg 603 Cooling Tower 1&2 Rehad & Barton Bldg 116	6285	700,000.00	-	700,000.00
Greenville Technical College	Brashier Campus Pavement Replacement	6283	1,600,000.00	-	1,600,000.00
Greenville Technical College	Air cooled chiller addition A&E & Construction - 201 and 301	6280	825,000.00	-	825,000.00
Greenville Technical College	Air Cooled Chiller Addition A&E & Construction - Barton	6274	500,000.00	-	500,000.00
Horry-Georgetown Technical College	Repair/Replace Roofing Systems - Grand Strand Campus	6229	1,000,000.00	-	1,000,000.00
Horry-Georgetown Technical College	Repair/Replace Roofing Systems - Georgetown Campus	6228	589,050.00	-	589,050.00
Horry-Georgetown Technical College	Repair/Replace Roofing Systems - Conway Campus	6227	4,200,950.00	-	4,200,950.00
Horry-Georgetown Technical College	Renovation/Expansion of Grand Strand Building 100	6221	15,000,000.00	-	15,000,000.00
Horry-Georgetown Technical College	Construction of GT Workforce Training Center	6255	250,000.00	-	250,000.00
Horry-Georgetown Technical College	Repair and Renovate Georgetown Bldg 100 Elevator	6219	250,000.00	-	250,000.00
Horry-Georgetown Technical College	Repair and Renovate Conway Building 1000 Elevator	6218	250,000.00	-	250,000.00
Horry-Georgetown Technical College	Upgrade and Replace Multiple HVAC Units - Grand Strand Campus Stage 1	6214	1,457,900.00	-	1,457,900.00

# CAPITAL PROJECTS

College	Capital Project Name	Project Number	Current Budget	Cumulative Expenditures	Project Balance
Horry-Georgetown Technical College	Upgrade and Replace Multiple HVAC Units - Conway Campus Stage 1	6213	1,513,556.00	-	1,513,556.00
Horry-Georgetown Technical College	Upgrade and Replace HVAC Units on Georgetown Building 100	6212	1,500,000.00	-	1,500,000.00
Horry-Georgetown Technical College	Upgrade and Replace HVAC Units on Conway Building 1100	6211	1,950,000.00	-	1,950,000.00
Horry-Georgetown Technical College	Diesel Engine Training Facility Expansion-Building and Land	6192	1,580,000.00	-	1,580,000.00
Horry-Georgetown Technical College	Resurfacing-Conway Campus	6184	1,000,000.00	-	1,000,000.00
Horry-Georgetown Technical College	Georgetown Campus Resurfacing of Driveways and Parking Areas	6183	500,000.00	-	500,000.00
Horry-Georgetown Technical College	HGTC Renovation of Grand Strand Buildings 100,200 & 300	6144	8,451,509.00	7,684,559.98	766,949.02
Midlands Technical College	MTC Springdale Hall Renovation Project	6172	249,000.00	237,086.00	11,914.00
Midlands Technical College	Airport Learning Resource Center Improvements	6162	37,500.00	-	37,500.00
Midlands Technical College	Midlands-Center for QuickJobs Training and Workforce Development	6140	30,000,000.00	27,525,958.94	2,474,041.06
Midlands Technical College	Deferred Maintenance-Parking Lot and Road Repairs	6202	1,998,898.00	-	1,998,898.00
Midlands Technical College	Deferred Maintenance-General Alterations	6201	1,685,000.00	434,493.69	1,250,506.31
Midlands Technical College	Deferred Maintenance-Electrical Repairs	6200	397,725.00	-	397,725.00

# CAPITAL PROJECTS

College	Capital Project Name	Project Number	Current Budget	Cumulative Expenditures	Project Balance
Northeastern Technical College	Cheraw Campus Schaeffler Manufacturing Technology Academy	6222	52,500.00	-	52,500.00
Northeastern Technical College	Cheraw Campus - Boiler/Chiller Upgrades	6217	1,276,990.00	-	1,276,990.00
Northeastern Technical College	Replacement Roof for Cheraw Campus-Building 100, 500 and 800	6203	1,164,057.30	1,112,919.77	51,137.53
Northeastern Technical College	Marlboro Campus Renovations	6163	7,185,256.00	953,589.64	6,231,666.36
Northeastern Technical College	NETC - Cheraw Campus Renovation	6142	3,447,500.00	-	3,447,500.00
Orangeburg-Calhoun Technical College	OCTech Health Science Building Mechanical/Electrical Upgrades	6164	4,200,000.00	272,571.28	3,927,428.72
Orangeburg-Calhoun Technical College	Renovations to Building S Commons	6242	760,000.00	36,681.50	723,318.50
Orangeburg-Calhoun Technical College	HVAC Chilled Water Systems & Controls Upgrades	6275	1,213,025.00	-	1,213,025.00
Orangeburg-Calhoun Technical College	Machine Tool Technology Classroom Update	6249	2,000,000.00	18,400.00	1,981,600.00
Piedmont Technical College	Land - Edgefield Center for Manufacturing Excellence	6271	20,000.00	-	20,000.00
Piedmont Technical College	Family Life and Conference Center	6272	300,000.00	-	300,000.00
Piedmont Technical College	Health/Sciences Building Renovations and Expansion	6193	16,632,000.00	433,874.40	16,198,125.60
System Office - readySC	Envision Training Center	6243	450,000.00	283,050.00	166,950.00

# CAPITAL PROJECTS

College	Capital Project Name	Project Number	Current Budget	Cumulative Expenditures	Project Balance
System Office - readySC	Scout Motors Training Center	6262	500,000.00	320,000.00	180,000.00
Spartanburg Community College	SCC-HVAC Projects	6206	1,400,000.00	111,936.92	1,288,063.08
Spartanburg Community College	SCC-General Projects	6205	517,716.00	301,393.58	216,322.42
Spartanburg Community College	SCC-Civil Projects	6204	170,900.00	-	170,900.00
Spartanburg Community College	SCC - Electrical Upgrades	6197	690,301.00	284,311.58	405,989.42
Spartanburg Community College	Tyger River Building 87 & 89 Warehouse Reroofing	6196	1,458,794.00	549,319.93	909,474.07
Spartanburg Community College	Pdan Hull Building Reroof Project	6273	30,000.00	-	30,000.00
Spartanburg Community College	SCC Powers Building Renovations	6148	6,765,703.00	3,294,813.26	3,470,889.74
Technical College of the Lowcountry	Mather Interpretive Center Water and Mold Remediation	6215	127,000.00	69,381.92	57,618.08
Technical College of the Lowcountry	Buildings 14, 15, 16 Roof Replacement Beaufort Campus	6186	997,000.00	916,972.09	80,027.91
Technical College of the Lowcountry	Buildings 2, 14, 15 HVAC Replacement-Beaufort Campus	6185	531,480.00	466,438.37	65,041.63
Technical College of the Lowcountry	TCL Construction of the Lowcountry Culinary Arts Institute	6141	11,053,000.00	-	11,053,000.00
Technical College of the Lowcountry	Interior Renovations for Advancement of Health and Student Services	6169	5,347,000.00	2,021,844.38	3,325,155.62

# CAPITAL PROJECTS

College	Capital Project Name	Project Number	Current Budget	Cumulative Expenditures	Project Balance
Tri-County Technical College	Erosion Mitigation/Site Storm-water Improvements	6187	1,700,000.00	1,182,186.79	517,813.21
Tri-County Technical College	Pendleton and Anderson Campus Maintenance and Renovations	6188	3,845,230.00	1,980,650.15	1,864,579.85
Tri-County Technical College	TCTC Pendleton Campus Oconee Hall Renovation	6182	22,000,000.00	2,392,378.26	19,607,621.74
Tri-County Technical College	Transportation and Logistics Hub	6237	285,000.00	-	285,000.00
Tri-County Technical College	Building Infrastructure Upgrades - Multiple Campuses	6245	4,950,000.00	182,803.27	4,767,196.73
Tri-County Technical College	Building Interior Upgrades - Multiple Campuses	6246	3,222,456.56	-	3,222,456.56
Tri-County Technical College	Parking Lot Upgrades - Pendleton Campus	6247	4,400,000.00	-	4,400,000.00
Tri-County Technical College	Roof Replacement Pendleton Campus	6248	15,000.00	-	15,000.00
Tri-County Technical College	Pendleton Campus Pickens Hall Reno	6267	240,000.00	-	240,000.00
Tri-County Technical College	Pendleton Land Acquisition - Phase I	6279	20,000.00	-	20,000.00
Trident Technical College	Berkeley Campus Renovation - Transportation and Logistics Center	6224	511,997.00	-	511,997.00
Trident Technical College	Trident Aeronautical Training Center Development	6096	69,750,000.00	69,352,817.57	397,182.43
Williamsburg Technical College	Infrastructure Upgrades	6208	1,250,000.00	162,186.59	1,087,813.41



# CAPITAL PROJECTS

College	Capital Project Name	Project Number	Current Budget	Cumulative Expenditures	Project Balance
York Technical College	Dental Clinic Renovation - Bldg A	6232	3,890,690.00	351,848.35	3,538,841.65
York Technical College	Renovate H Building	6171	49,063.00	7,311.79	41,751.21
York Technical College	Baskins Road Corridor Renovations	6170	2,497,392.84	1,684,278.56	813,114.28


# DUAL ENROLLMENT: HIGHLIGHTS

*Dual enrollment offers eligible high school students the opportunity to enroll in college coursework to earn both high school and college credit. State scholarships and local partnerships make dual enrollment through the SC Technical College System affordable.*



17,735

high schoolers  
dually enrolled  
in 2022-2023




60%

Female

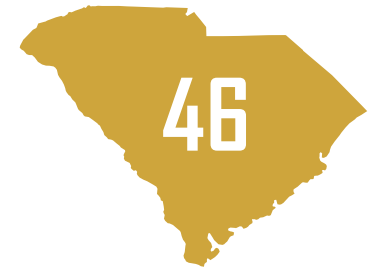
40%

Male



## TOP MAJORS:

- General Technology (AAS)
- Associate in Arts
- Criminal Justice Technology (AAS)
- University Studies Certificate
- Associate in Science



All 46 counties have  
dual enrollment  
students



58%  
White

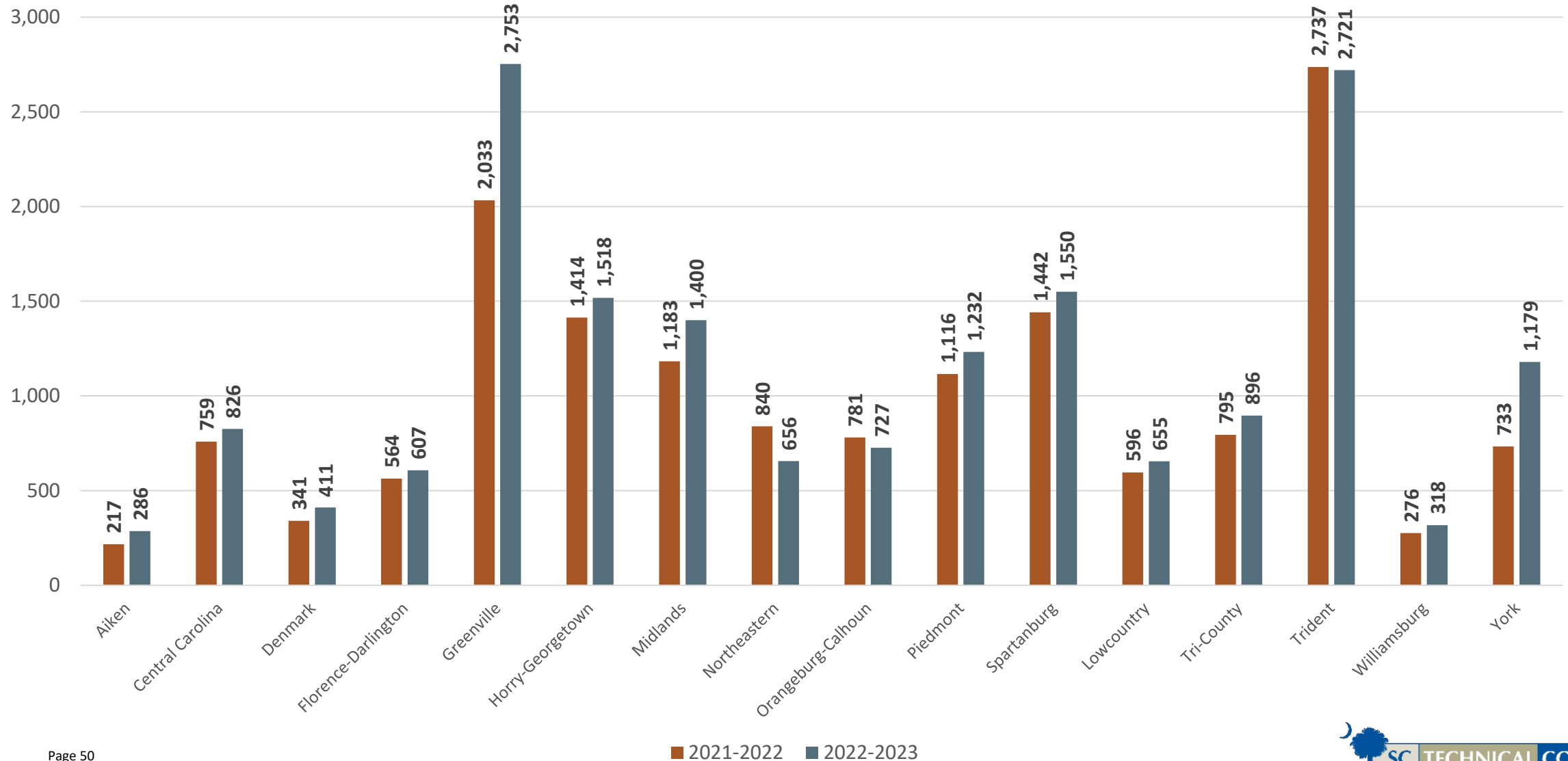
22%  
Black/African  
American

11%  
Other

9%  
Hispanic

# DUAL ENROLLMENT

*by College*



**SC Technical College System**  
**Diversity of Leadership - As of December 4, 2023**

<u>College</u>	<u>Position</u>	<u>Last Name</u>	<u>Race/Gender</u>
<b>Aiken</b>	President	Mahan	White Male
	VP, Administrative Services	Jordan	White Male
	VP, Academic & Student Affairs	Crumbaker	White Male
	VP, Advancement	English	Black Female
	VP, Human Resources	Byrd	White Female
<b>Central Carolina</b>	President	Pollock	White Male
	VP, Business/Finance	Young	White Female
	VP, Student Affairs	Bracken	White Female
	VP, Academic Affairs	Tisdell	White Male
	VP, Institutional Advancement	Hatfield	White Female
<b>Denmark</b>	President	Todd	Black Male
	Executive Vice President	Myles	Black Male
	VP, Fiscal Affairs	Rogers	Black Male
	VP, Academic Affairs	Wright-Richards	Black Female
	VP, Student Affairs	White	Black Male
	AVP, Facilities and Project Management VP, Institutional Advancement & Eff	Hickman Vacant	Black Male
<b>Florence-Darlington</b>	President	Ford	Black Male
	AVP, Information Technology	Jones	Black Male
	VP, Academic Affairs	Mounfield	White Female
	VP, Business Affairs	Vacant	
	VP, SIMT	Gardner	White Female
	AVP, Human Resources & Internal Relations	Dingle	Black Male
	VP, Student Services	Gleaton	Black Male
	Director, Marketing & Strategic Communications	Golden	White Male
	Director, Workforce Development	Holland	White Female
Director, Educational Foundation	Love	White Female	
<b>Greenville</b>	President	Miller	White Male
	VP, Business & Finance	DiMaggio	White Female
	VP, Institutional Effectiveness	Simer	White Female
	VP, Advancement	Wright	White Female
	VP, Human Resources	Jones	White Female
	VP, Student Services	Knowles	Black Female
	AVP, Executive Affairs	Walden	Black Female
	VP, Learning and Workforce Development	Miller	White Male
	Chief of Staff	Eddy	White Female
<b>Horry-Georgetown</b>	President	Fore	White Female
	VP, Student Affairs	Batten	White Female
	Exec VP, Academic Affairs & Workforce Dev	Wilbanks	White Female

**SC Technical College System**  
**Diversity of Leadership - As of December 4, 2023**

<u>College</u>	<u>Position</u>	<u>Last Name</u>	<u>Race/Gender</u>
	VP, Human Resources	Snyder	White Female
	VP, Finance & Administration	Hawley	White Male
	Associate VP, Technology Solutions	Quaresimo	White Male
	VP, IE & Development	Heafner	White Female
	Director, Public Relations	Hyman	White Female
	Director, Marketing	Roper	White Female
	President/CEO, Foundation	Detzler	White Female
<b>Midlands</b>	President	Rhames	Black Male
	VP, Provost	Kirk	White Female
	VP, Business Affairs	Walker	Black Female
	VP, Student Development	Holloway	Black Female
	VP, Institutional Support	Bates	White Female
	VP, Enterprise Campus & Economic Development	Vacant	
	General Counsel	Vacant	
	AVP, Marketing & Communications	Goebeler	White Female
	Chief Diversity Officer	Bennett	Black Male
	AVP, Philanthropy	McKinney	White Female
<b>Northeastern</b>	President	Wagner	White Male
	VP, Instruction	Vacant	
	VP, Student Affairs	Harris	Black Female
	VP, Institutional Advancement	Fann	White Female
	Director, Human Resources	Hyduke	White Female
	Director, Finance	Vacant	
	Manager, Facilities & Maintenance	Brooks	White Male
	Manager, Grants	Guinn	White Female
	Coordinator, Development	Ingram	White Male
<b>Orangeburg-Calhoun</b>	President	Tobin	Black Male
	VP, Business Affairs	Huff	White Male
	VP, Academic Affairs	Berry	Black Female
	VP, Student Services	Davis	Black Female
	AVP, Workforce & Economic Development	Murphy	
	Dean, Dev & Marketing	McCurry	White Female
	Director, Human Resources	Howell	White Female
<b>Piedmont</b>	President	Rivers	Black Female
	VP, Academic Affairs	Fewox	White Female
	VP, Business & Finance	Childs	White Female
	VP, Human Resources	Brown	Black Female
	VP, Student Affairs	Black	White Male
	AVP, Econ Dev & Strategic Partnership	Denning	White Male
	AVP, Development	Wiley	White Female
	AVP, Marketing & Public Relations	Martin	White Male

**SC Technical College System**  
**Diversity of Leadership - As of December 4, 2023**

<u>College</u>	<u>Position</u>	<u>Last Name</u>	<u>Race/Gender</u>
<b>Spartanburg</b>	President	Mikota	White Male
	VP, Academic Affairs	Satterfield	White Female
	VP, Strategic Innovation	Obi	White Female
	VP, Finance	Burroughs	White Male
	Director, Human Resources	Harris	White Female
	Chief, Campus Police	Powers	White Male
<b>Lowcountry</b>	President	Gough	White Male
	VP, Student Affairs	Canning	White Female
	VP, Administrative Services	Weber	White Female
	VP, Institutional Advancement	Carns	White Female
	VP, Academic Affairs	Dukes	White Female
	Executive Director, Human Resources	Lahnen	White Female
<b>Tri-County</b>	President	DeHay	White Male
	VP, Business Affairs	Hamilton	White Female
	VP, Student Support & Engagement	Jamieson	White Female
	VP, Human Resources	Owens	White Female
	AVP, Enrollment Mgt & Educational Partnerships	Creamer	White Female
	AVP, Curriculum & Instruction	Elmore	White Female
	Director, Academic Development	Shumpert	White Female
	Director, Planning & Research	Marino	White Male
	Director, Development	White	White Female
	Director, Information Services	Potter	White Female
Chief of Staff, Governmental Relations	Cooper	White Male	
<b>Trident</b>	President	Thornley	White Female
	Senior VP, Business Affairs	Vacant	
	VP, Business Affairs	Creson	White Male
	VP, Academic Affairs	Boeding	White Female
	VP, Student Services	Davis	Black Female
	VP, Student Engagement & Success	Wrighten	Black Female
	VP, Community & Continuing Education	Stowasser	White Female
	VP, Advancement	Howle	White Female
	VP, Development	Piccolo	White Female
	VP, Information Technology	Mitchum	White Male
	AVP, Human Resources	Hughes	Black Female
	AVP, Planning & Accreditation	Richards	White Female
	AVP, Palmer Campus	Hudock	Two or More Female
	AVP, Mt. Pleasant Campus	Felty	White Male
	Dean, Berkley Campus	Elliott	Black Male
Dean, Dorchester Campus	Connor	White Male	

**SC Technical College System**  
**Diversity of Leadership - As of December 4, 2023**

<u>College</u>	<u>Position</u>	<u>Last Name</u>	<u>Race/Gender</u>
<b>Williamsburg</b>	President	Lee	White Female
	VP, Academic Affairs	Tremble	Black Female
	VP, Student Affairs	Dubose	Black Female
	VP, Admin & Finance	Coker	White Female
	Director, Workforce Dev & Cont Education	Vacant	
	Workforce Development Trainer	Cumbie	White Male
	Director, Public Information	Burrows	White Female
<b>York</b>	President	Moore	White Female
	VP, Business Services	Bennett	Black Male
	VP, Academic & Student Affairs	Cooper	White Male
	VP, Communications and External Relations	Vacant	
	AVP, Human Resources	Morgan	Black Female
	AVP, Institutional Excellence	Schwartz	White Female
<b>System Office</b>	System President (Agency Head)	Hardee	White Male
	VP, Strategic Partnerships and Innovation	Little	White Male
	Chief Legal Counsel	Ganjehsani	White Male
	VP, Academic, Student Affairs & Research	Sumpter	Black Female
	VP, Finance	Johnson	White Male
	VP, Human Resource Services	Peacock	Black Female
	VP, Community Outreach and Accessibility	Oakman	Black Female
	VP, Information Technology Services	Tata	Asian Male
	VP, Communication	Steinhilper	White Female
	VP, Economic Development	Neese	White Male
	VP, Government Relations	Newton	White Male
	VP, Apprenticeship Carolina	Richardson	White Female

\*Denotes positions reporting directly to the President as identified on organization charts